


Student Name _____ Teacher/Grade _____



Yosemite National Park is found in central California. Waterfalls, huge trees, high cliffs and lots of animals (mule deer, monarch butterflies, and black bears among them) can be found in the park's 800,000 acres. This park was discovered in 1851. It became a national park in 1890. There are 200 miles of roads and 800 miles of walking trails in this park. Giant sequoia trees can be found here. They are protected in the United States, and cannot be cut down.

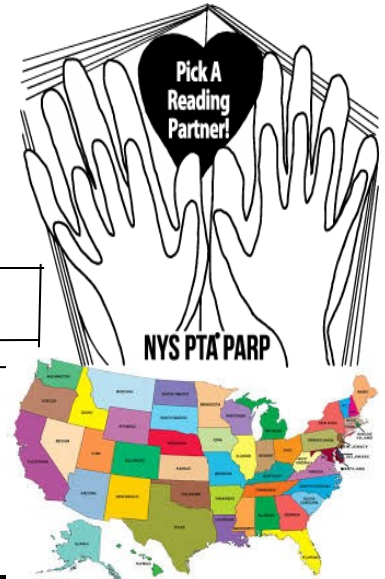
Please read for 15 minutes minimum of 16 days each month and initial the boxes on the calendar



Read Across America

RETURN CALENDAR TO NWS NO LATER THAN: FRIDAY, APRIL 2ND



MARCH 2019



	<h1>MARCH 2019</h1>					
Sun	Mon	Tue	Wed	Thu	Fri	Sat
					1	2
3	4	5	6	7	8	9
10	11	12	13	14	15	16
17	18	19	20	21	22	23
24	25	26	27	28	29	30
31						
Parent Signature_____						