

Newburgh Enlarged City School District  
2015 DTSDE Survey

Meadow Hill Global Explorations Magnet School

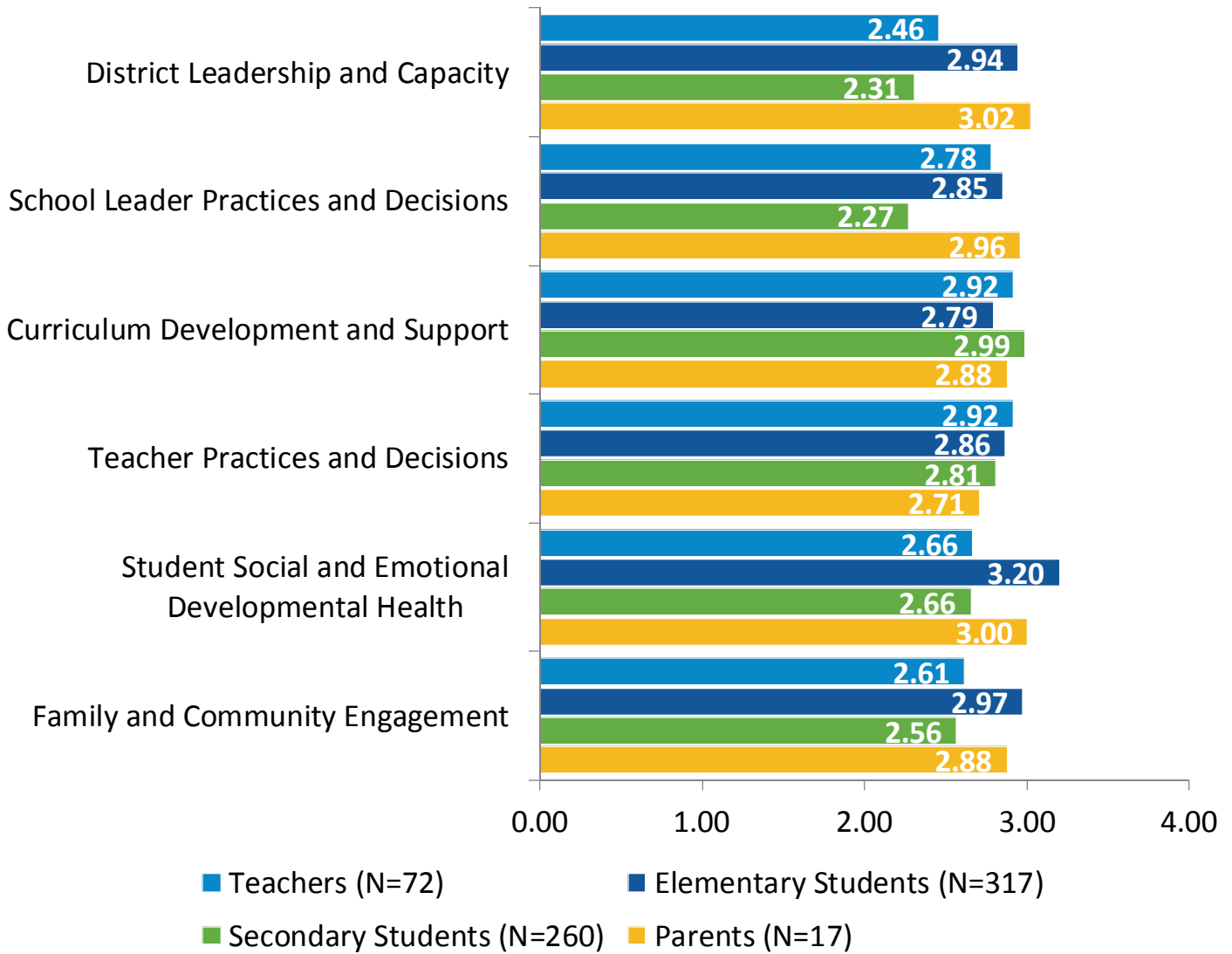
**Diagnostic Tool for School and District Evaluation (DTSDE) Tenets**

- 1) **District Leadership and Capacity:** District leadership examines districtwide systems and makes intentional decisions to identify and provide critical expectations, supports and structures in all areas, so schools can respond to their community and ensure all students succeed.
- 2) **School Leader Practices and Decisions:** Visionary leaders create a school community and a culture that lead to success, overall well-being and high academic achievement for all students via continuous and sustained school improvement.
- 3) **Curriculum Development and Support:** Each school has rigorous and coherent curricula and assessments for all students that are appropriately aligned to the Common Core Learning Standards and modified for identified subgroups to maximize teacher instructional practices and learning outcomes.
- 4) **Teacher Practices and Decisions:** Teachers engage in strategic practices and decision-making to address the gap between what students know and what they need to learn, so all students experience consistently high levels of engagement, thinking and achievement.
- 5) **Student Social and Emotional Developmental Health:** The school community identifies, promotes and supports social and emotional development by designing systems and experiences for all students that lead to healthy relationships and a safe, respectful environment conducive to learning.
- 6) **Family and Community Engagement:** Each school creates a culture where families, community members and school staff work together, sharing the responsibility for student academic progress, social and emotional growth, and overall well-being.

Survey Participation	Parents	Teachers	Students
Meadow Hill Global Explorations Magnet School	17	72	577

Newburgh City School District  
2015 DTSDE Survey

**Meadow Hill Global Explorations Magnet School**

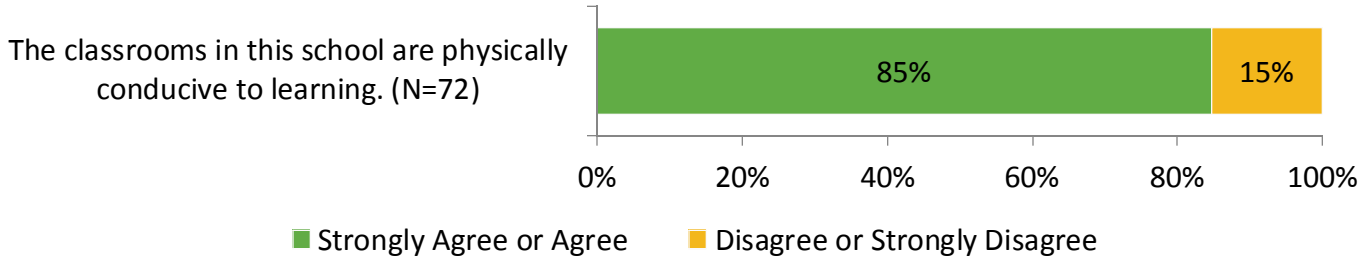


Weighted scores for each tenet are calculated from aggregate responses to each item aligned with that tenet. Higher scores represent more favorable results.

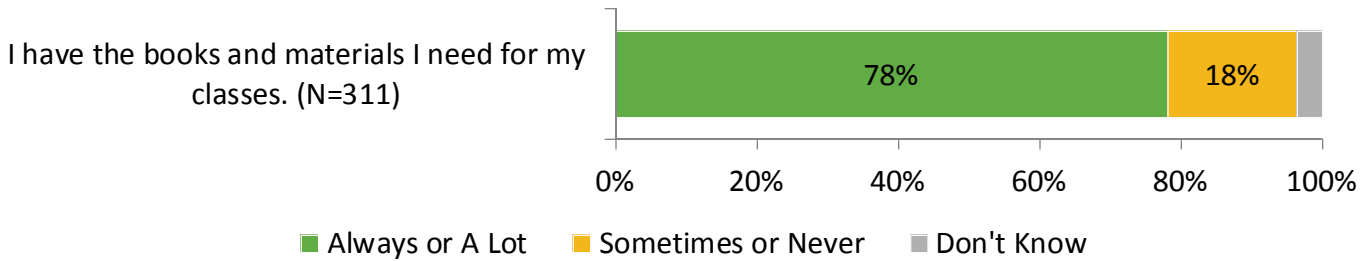
Notes: Data for items with fewer than 10 responses are excluded.  
Labels for percentages less than 5% are not shown.

**Meadow Hill Global Explorations Magnet School  
District Leadership and Capacity: Successes**

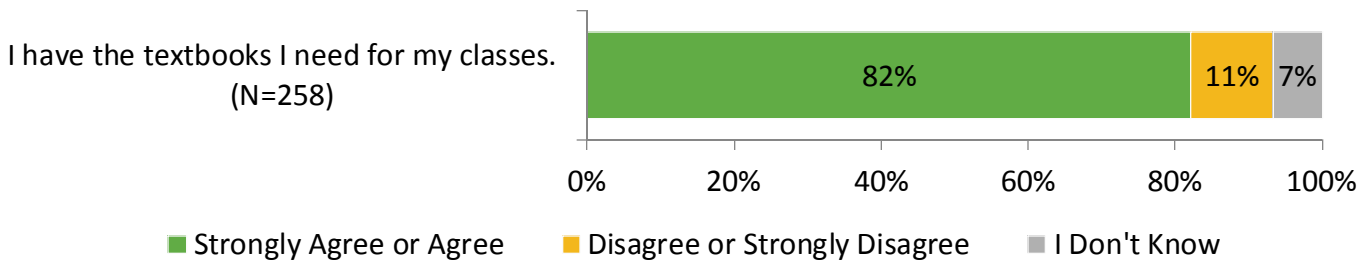
**Teachers**



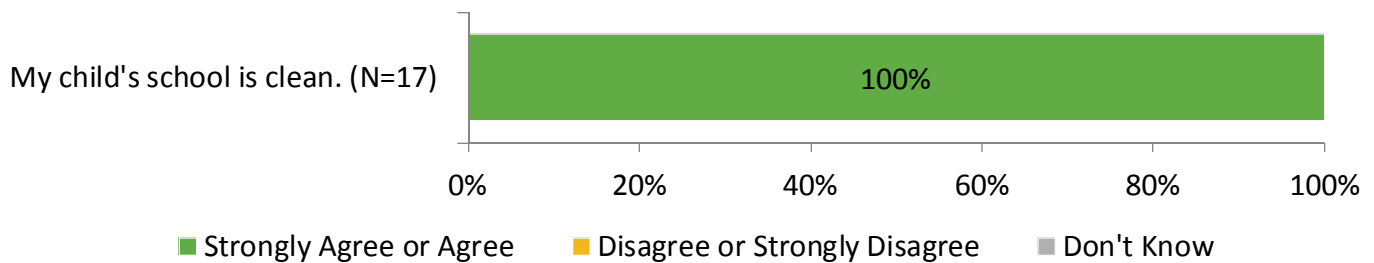
**Elementary Students**



**Secondary Students**



**Parents**

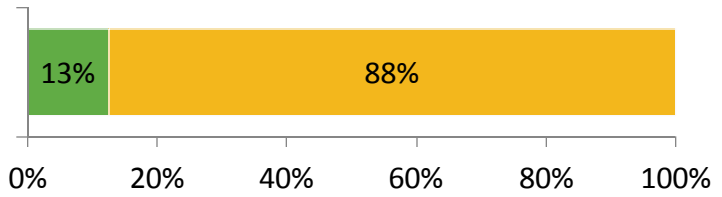


Notes: Data for items with fewer than 10 responses are excluded.  
Labels for percentages less than 5% are not shown.

**Meadow Hill Global Explorations Magnet School**  
**District Leadership and Capacity: Challenges**

**Teachers**

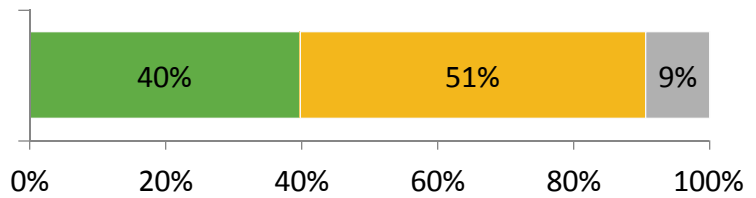
I worry about the security of my job because of the performance of my students on state or local tests. (N=72)



■ Strongly Disagree or Disagree    ■ Agree or Strongly Agree

**Elementary Students**

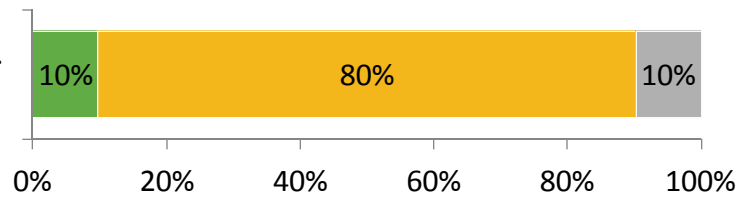
I have access to computers and the Internet to do my schoolwork. (N=312)



■ Always or A Lot    ■ Sometimes or Never    ■ Don't Know

**Secondary Students**

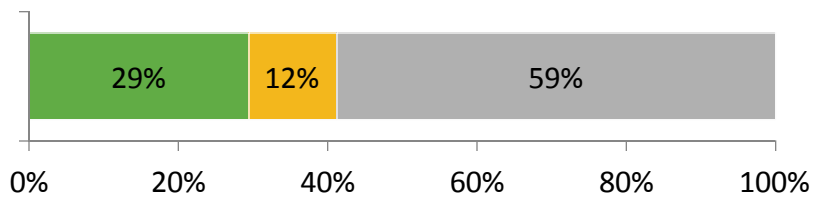
Fresh, high-quality food is served at this school. (N=256)



■ Strongly Agree or Agree    ■ Disagree or Strongly Disagree    ■ I Don't Know

**Parents**

Teachers have training opportunities that improve their teaching. (N=17)

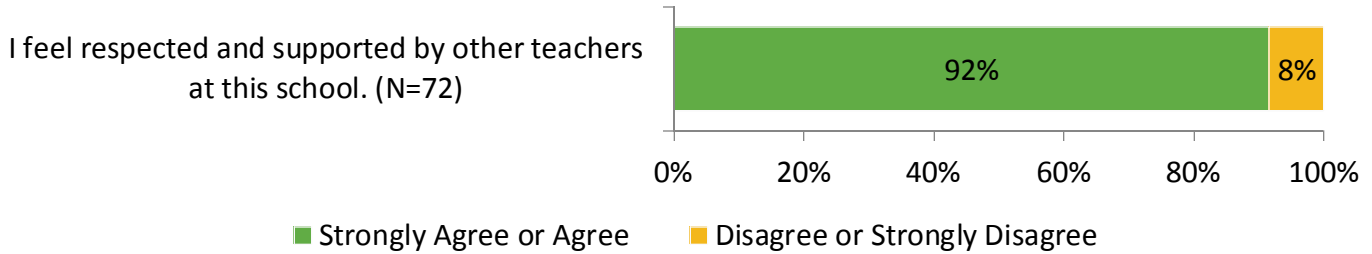


■ Strongly Agree or Agree    ■ Disagree or Strongly Disagree    ■ Don't Know

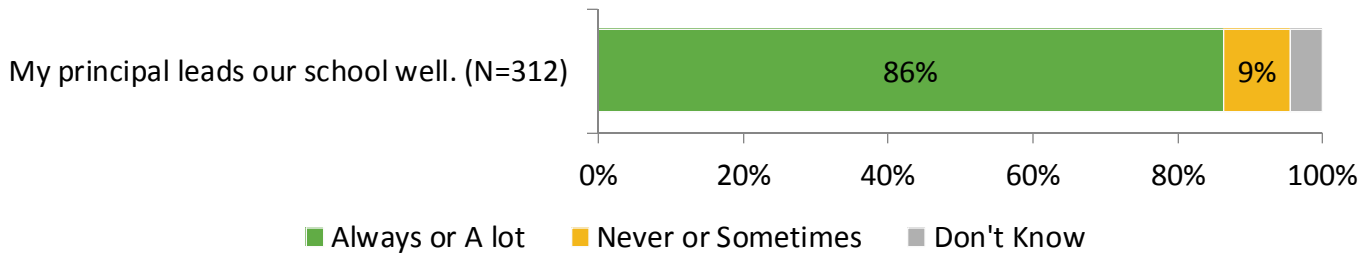
Notes: Data for items with fewer than 10 responses are excluded.  
Labels for percentages less than 5% are not shown.

**Meadow Hill Global Explorations Magnet School**  
**School Leader Practices and Decisions: Successes**

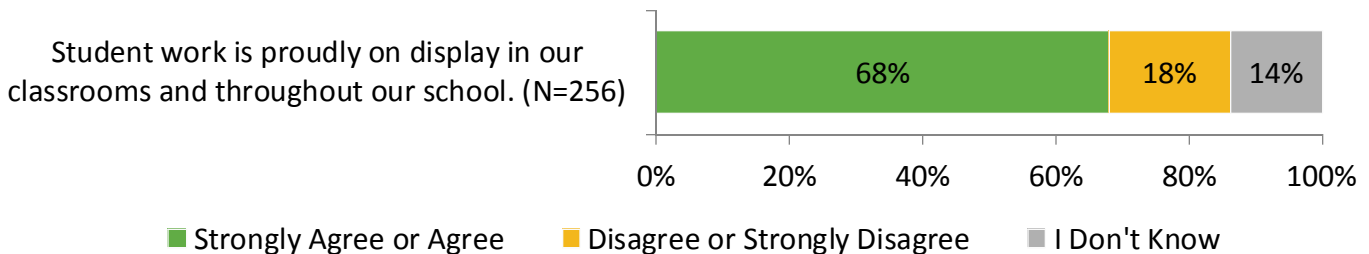
**Teachers**



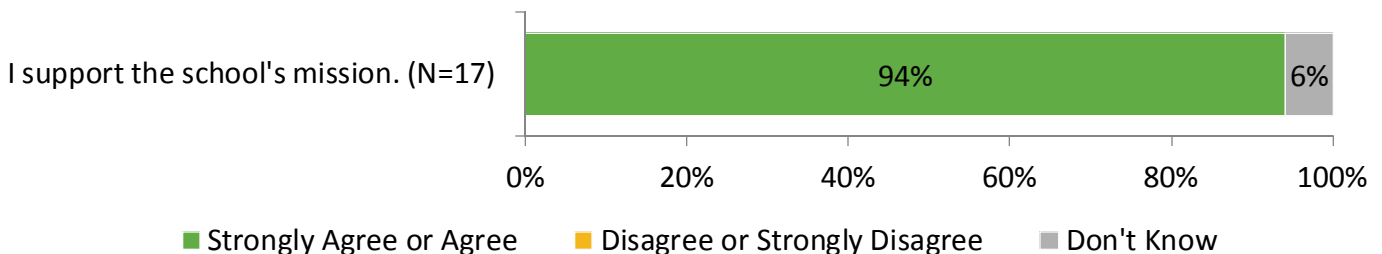
**Elementary Students**



**Secondary Students**



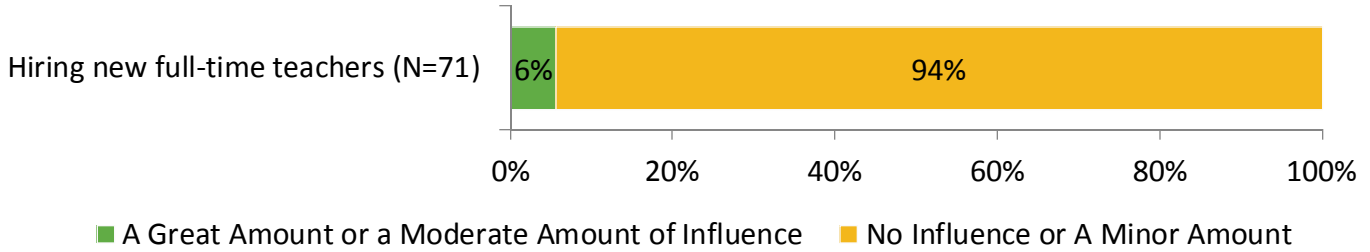
**Parents**



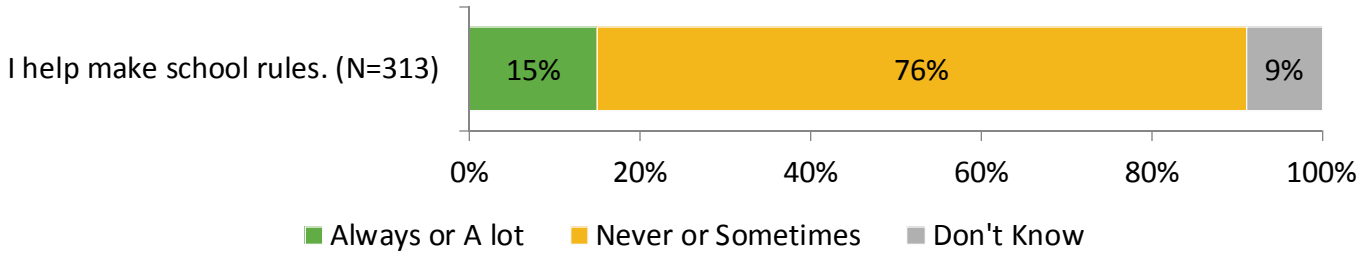
Notes: Data for items with fewer than 10 responses are excluded.  
Labels for percentages less than 5% are not shown.

**Meadow Hill Global Explorations Magnet School**  
**School Leader Practices and Decisions: Challenges**

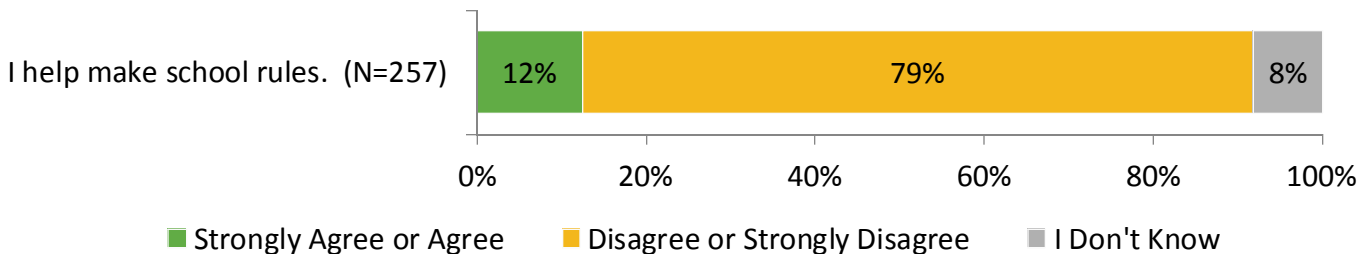
**Teachers**



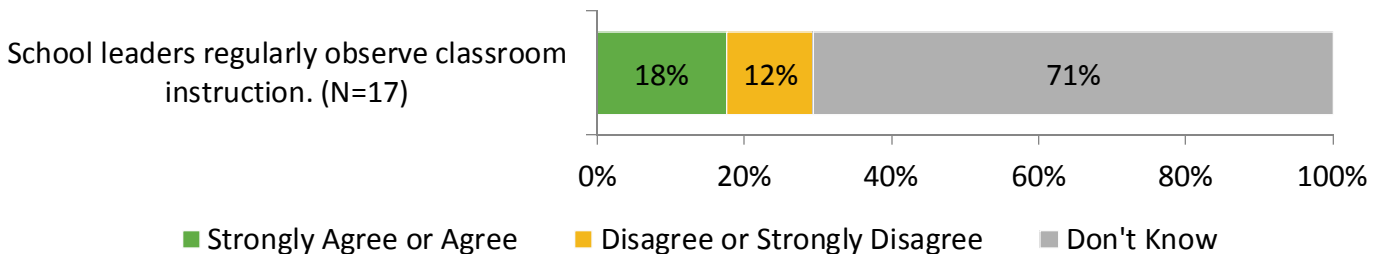
**Elementary Students**



**Secondary Students**



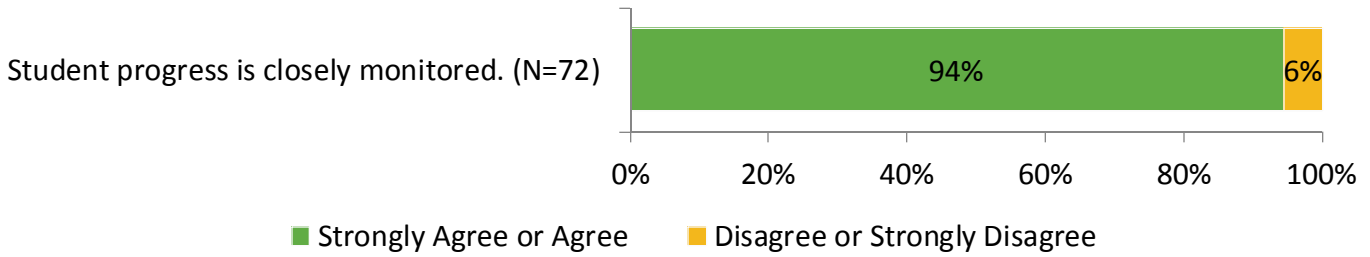
**Parents**



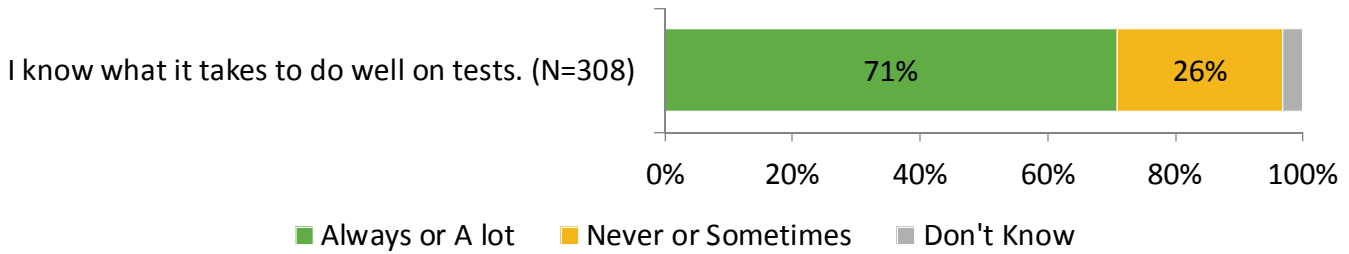
Notes: Data for items with fewer than 10 responses are excluded.  
Labels for percentages less than 5% are not shown.

**Meadow Hill Global Explorations Magnet School  
Curriculum Development and Support: Successes**

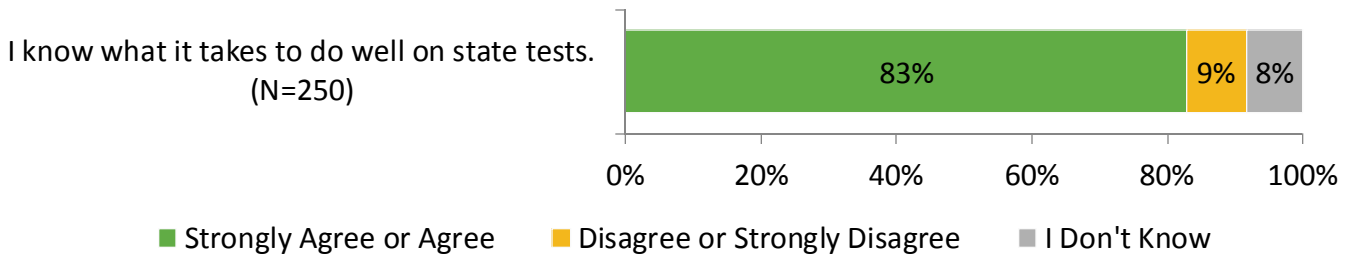
**Teachers**



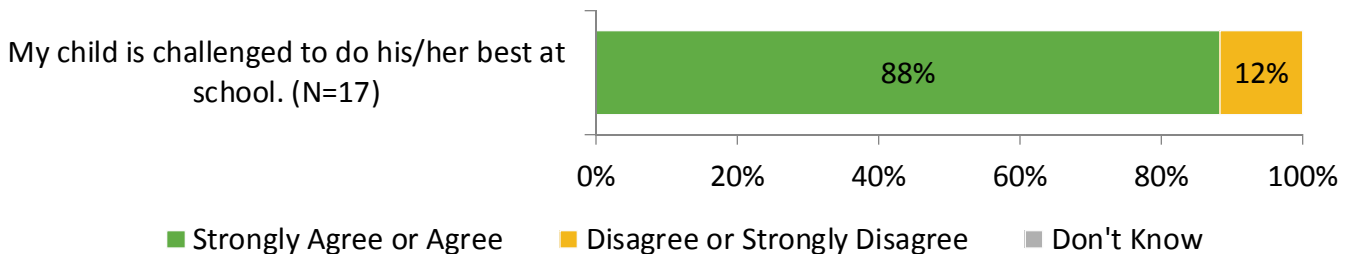
**Elementary Students**



**Secondary Students**



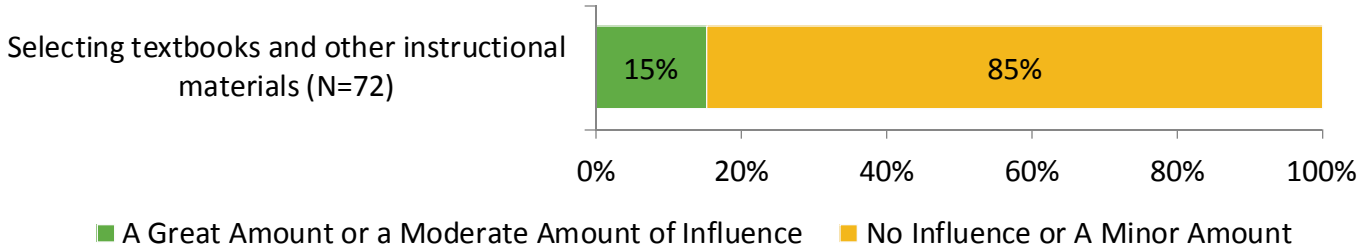
**Parents**



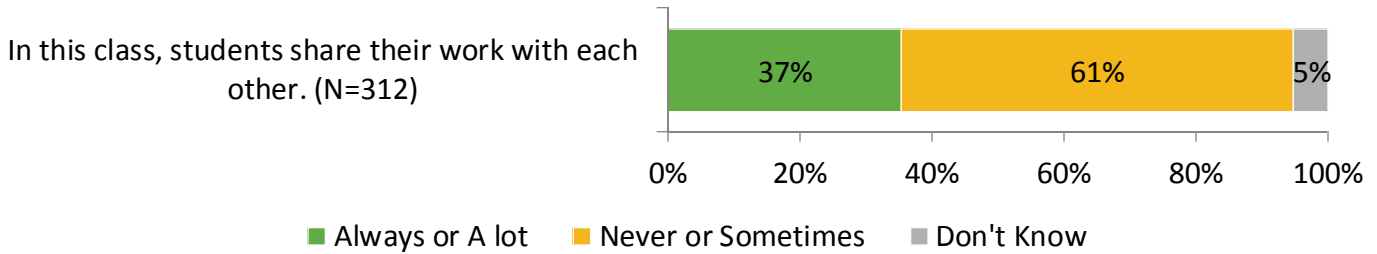
Notes: Data for items with fewer than 10 responses are excluded.  
Labels for percentages less than 5% are not shown.

**Meadow Hill Global Explorations Magnet School  
Curriculum Development and Support: Challenges**

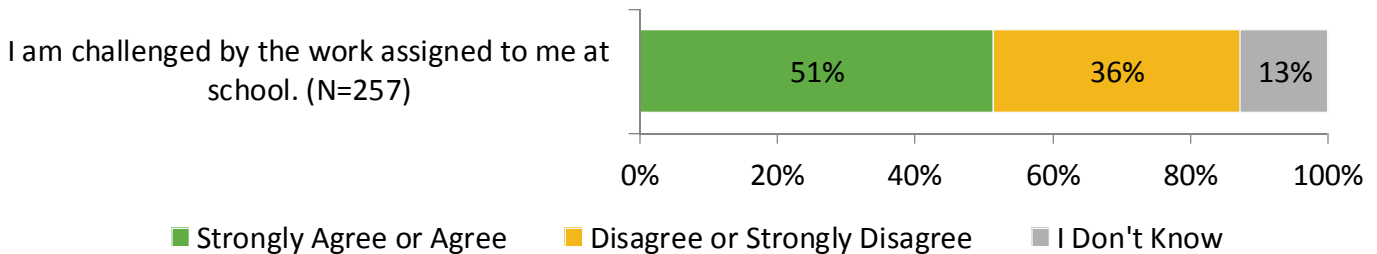
**Teachers**



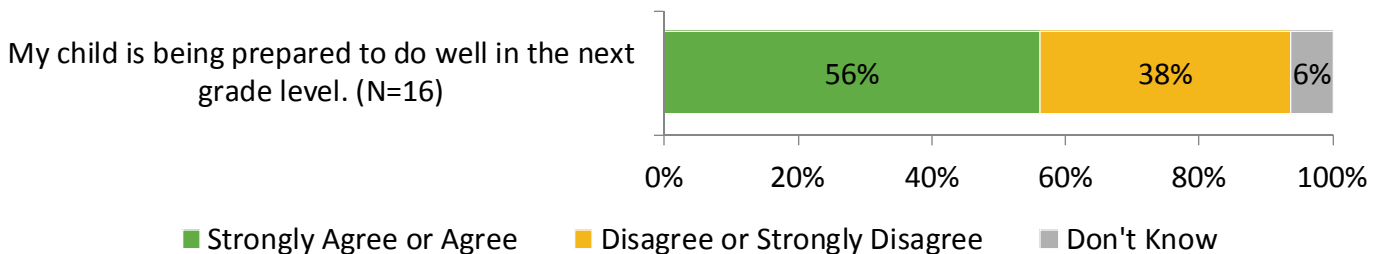
**Elementary Students**



**Secondary Students**



**Parents**

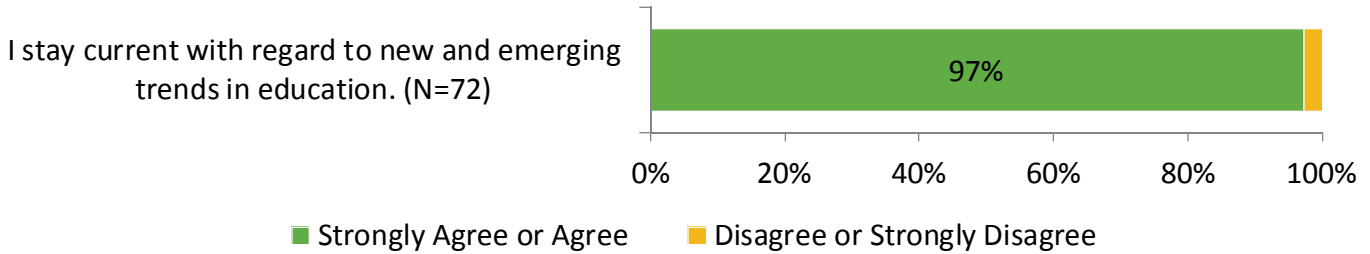


Notes: Data for items with fewer than 10 responses are excluded.  
Labels for percentages less than 5% are not shown.

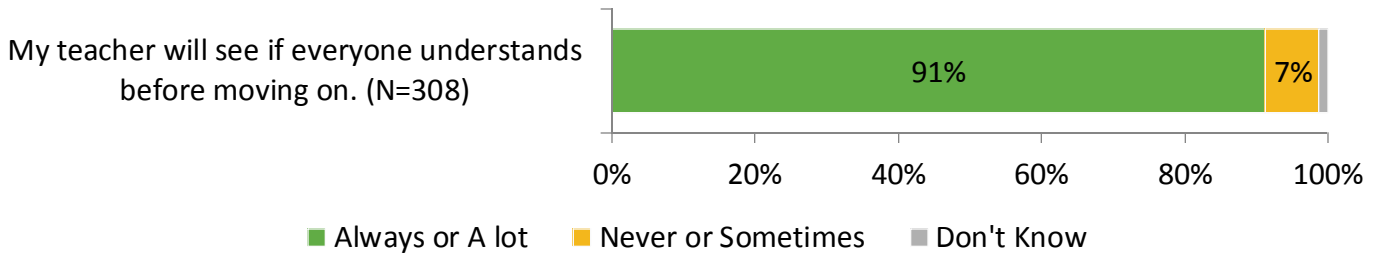


**Meadow Hill Global Explorations Magnet School  
Teacher Practices and Decisions: Successes**

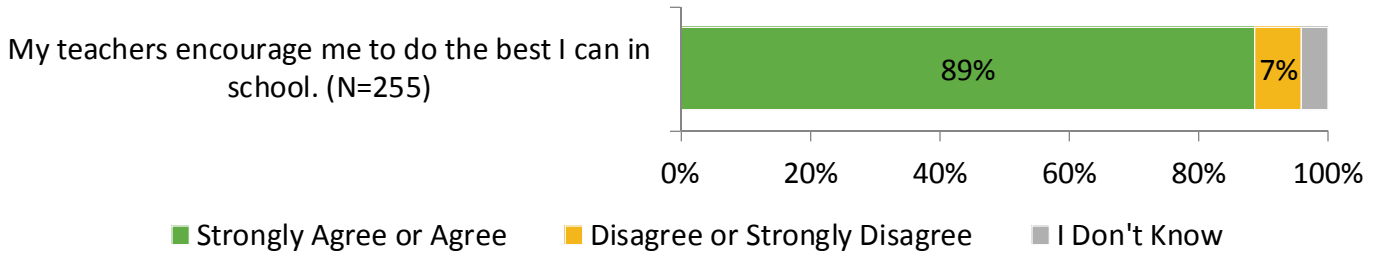
**Teachers**



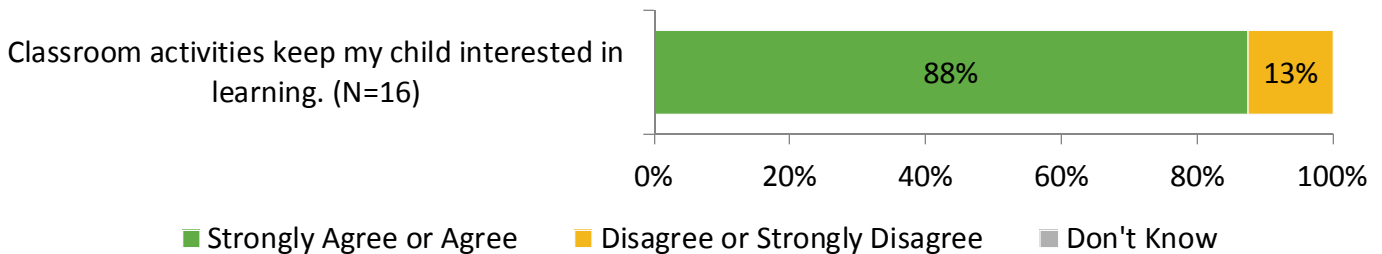
**Elementary Students**



**Secondary Students**



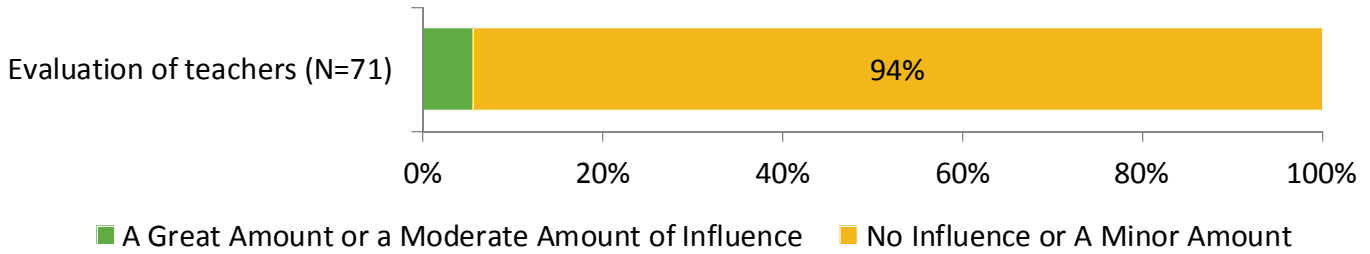
**Parents**



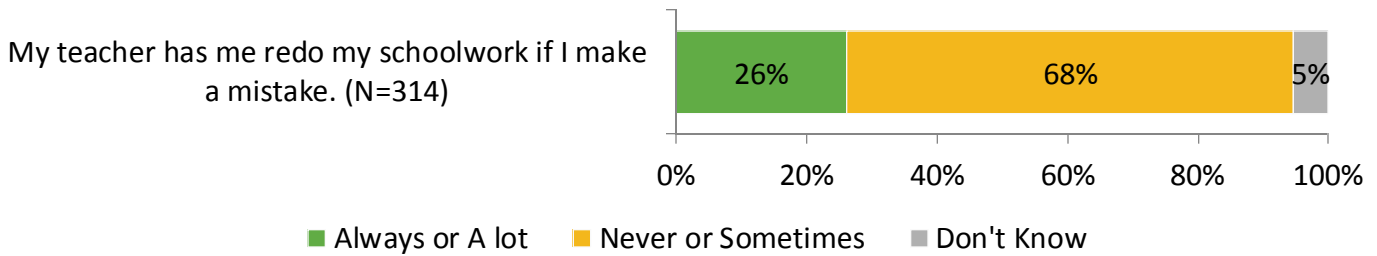
Notes: Data for items with fewer than 10 responses are excluded.  
Labels for percentages less than 5% are not shown.

**Meadow Hill Global Explorations Magnet School  
Teacher Practices and Decisions: Challenges**

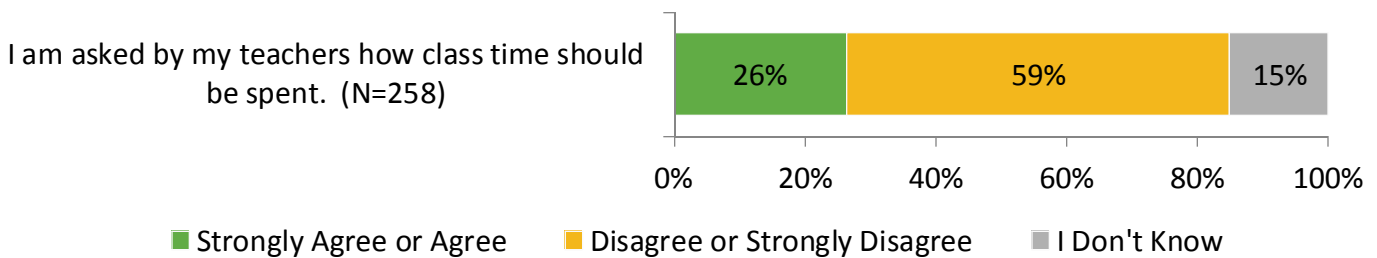
**Teachers**



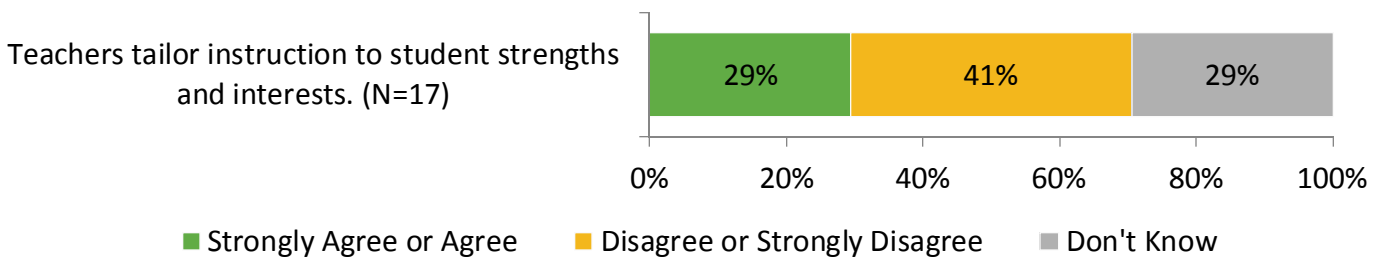
**Elementary Students**



**Secondary Students**



**Parents**

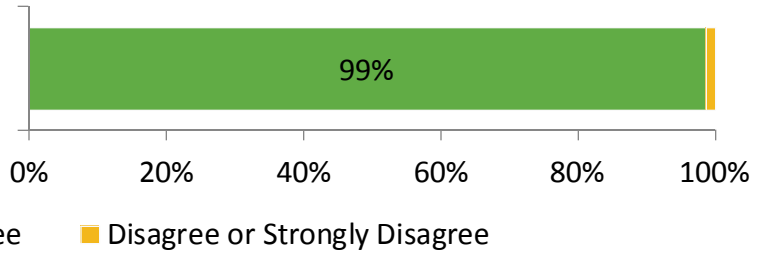


Notes: Data for items with fewer than 10 responses are excluded.  
Labels for percentages less than 5% are not shown.

**Meadow Hill Global Explorations Magnet School**  
**Student Social and Emotional Developmental Health: Successes**

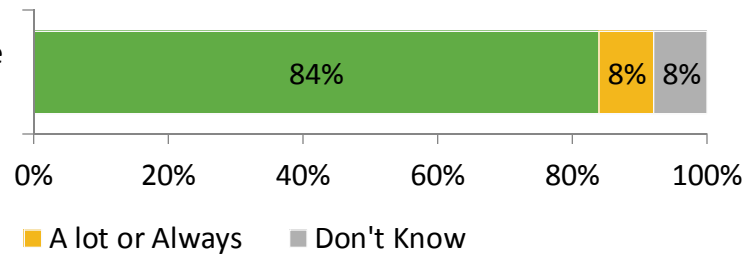
**Teachers**

Teachers and staff can be described as strong, fair advocates for students. (N=72)



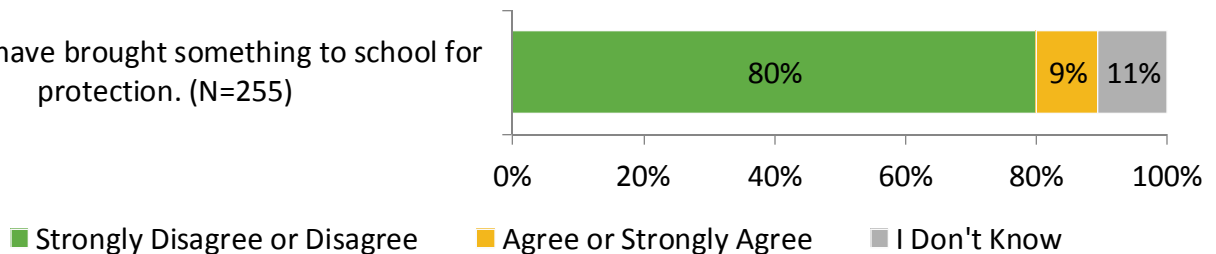
**Elementary Students**

This year, I have had something stolen from me at school. (N=315)



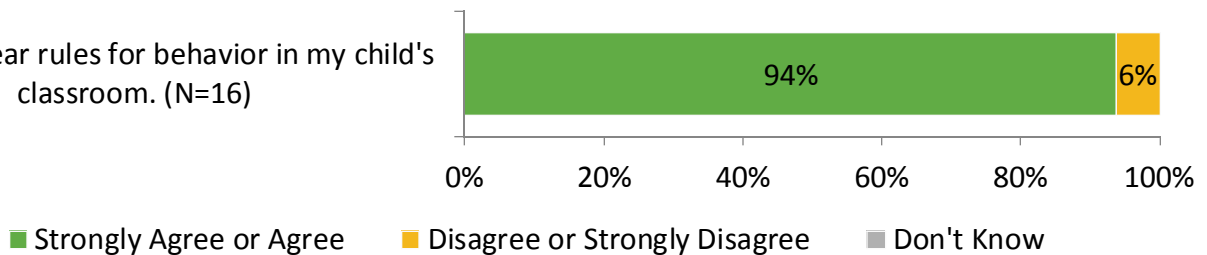
**Secondary Students**

This year, I have brought something to school for protection. (N=255)



**Parents**

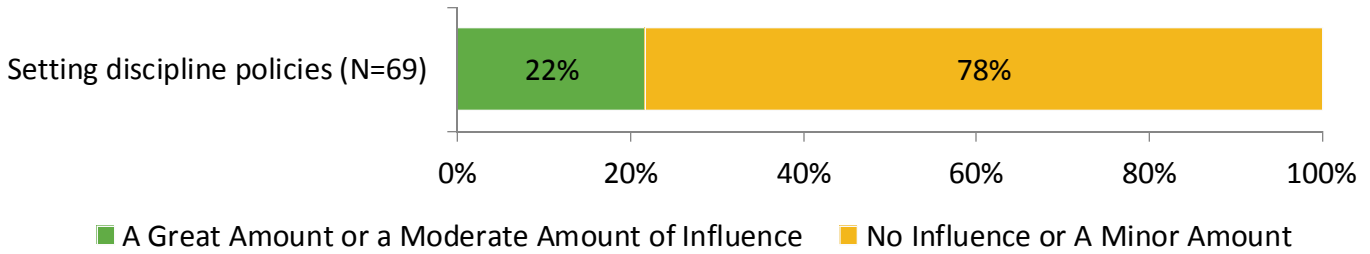
There are clear rules for behavior in my child's classroom. (N=16)



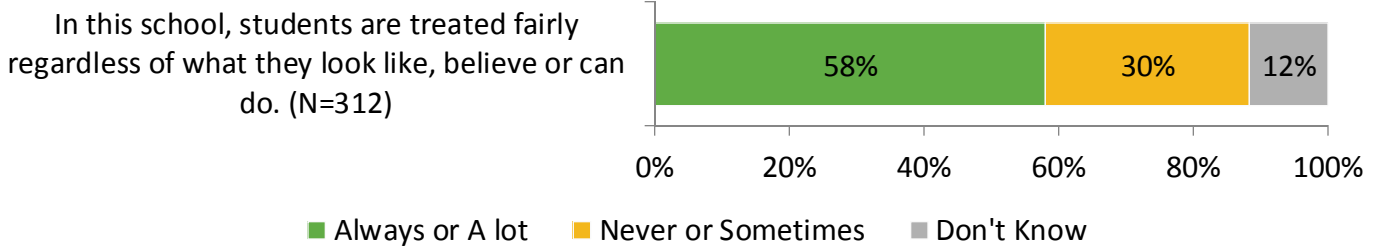
Notes: Data for items with fewer than 10 responses are excluded.  
Labels for percentages less than 5% are not shown.

**Meadow Hill Global Explorations Magnet School**  
**Student Social and Emotional Developmental Health: Challenges**

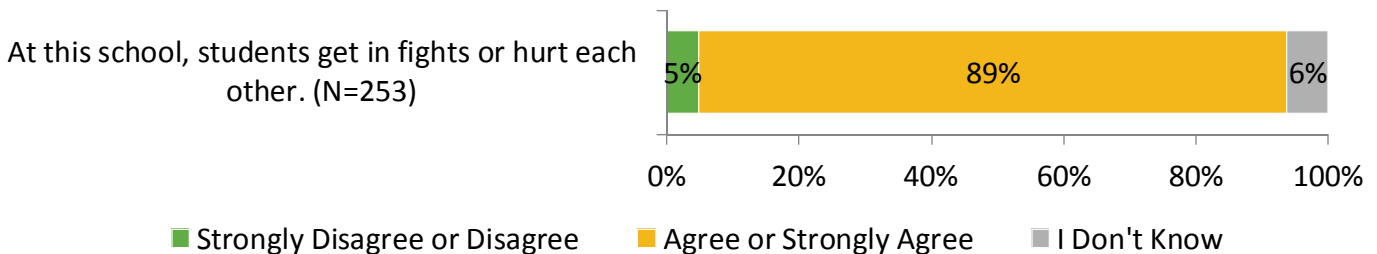
**Teachers**



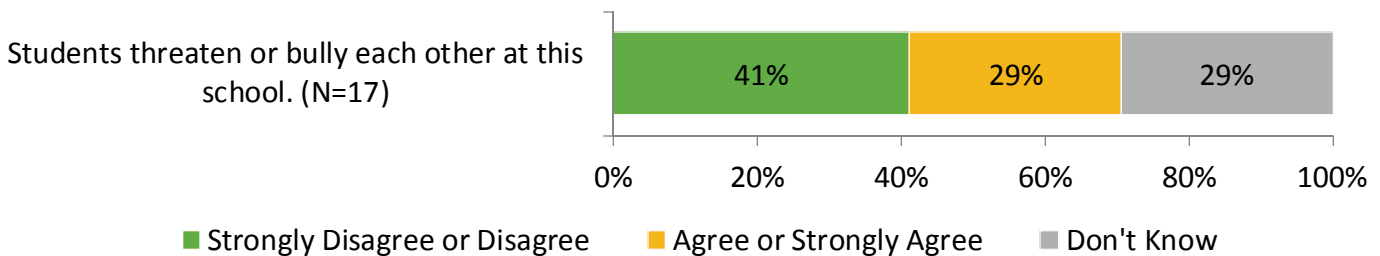
**Elementary Students**



**Secondary Students**



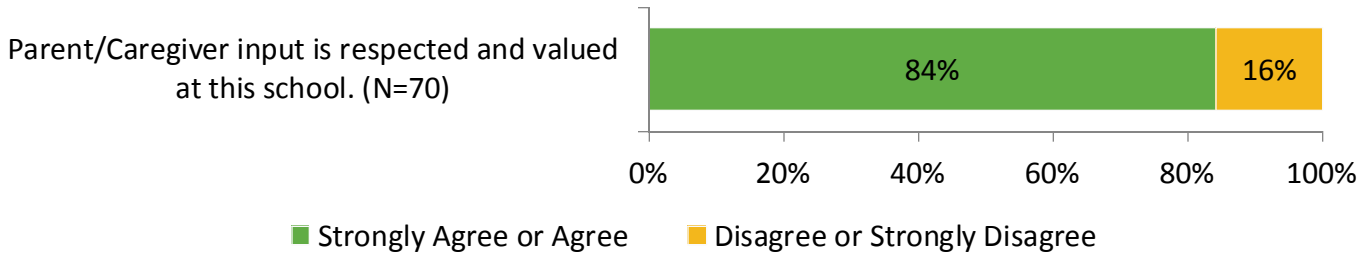
**Parents**



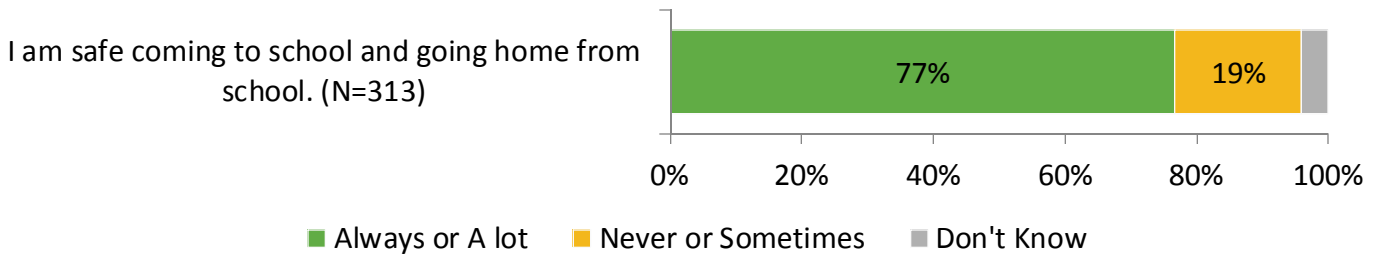
Notes: Data for items with fewer than 10 responses are excluded.  
Labels for percentages less than 5% are not shown.

**Meadow Hill Global Explorations Magnet School**  
**Family and Community Engagement: Successes**

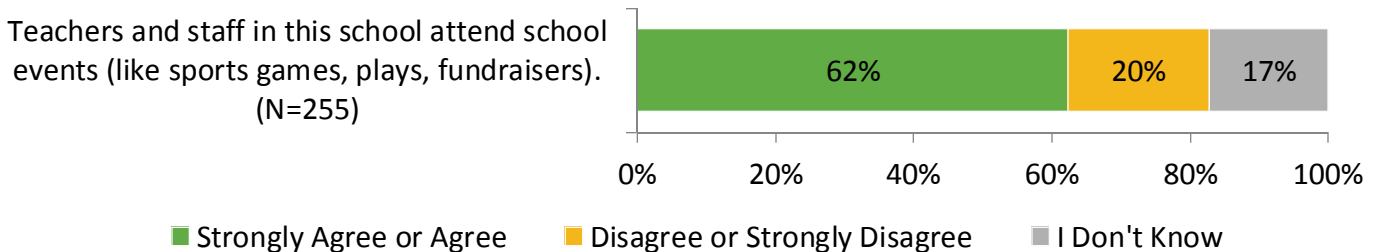
**Teachers**



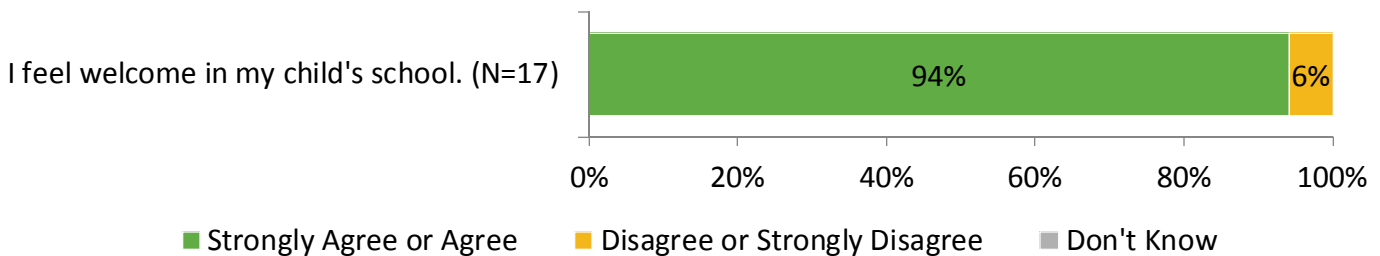
**Elementary Students**



**Secondary Students**



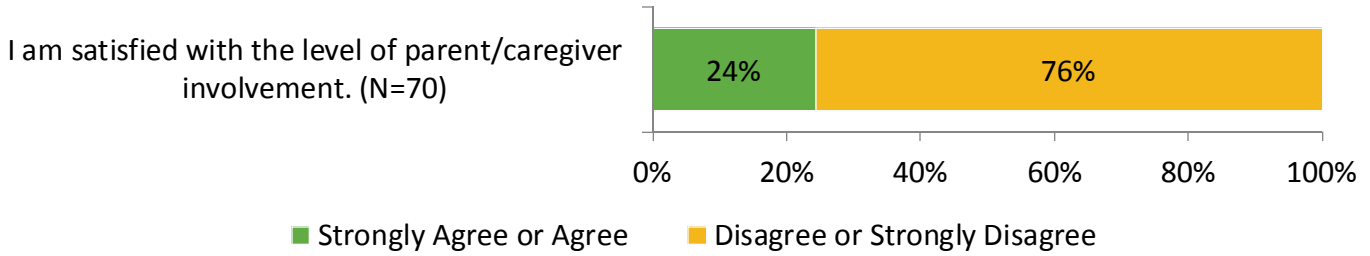
**Parents**



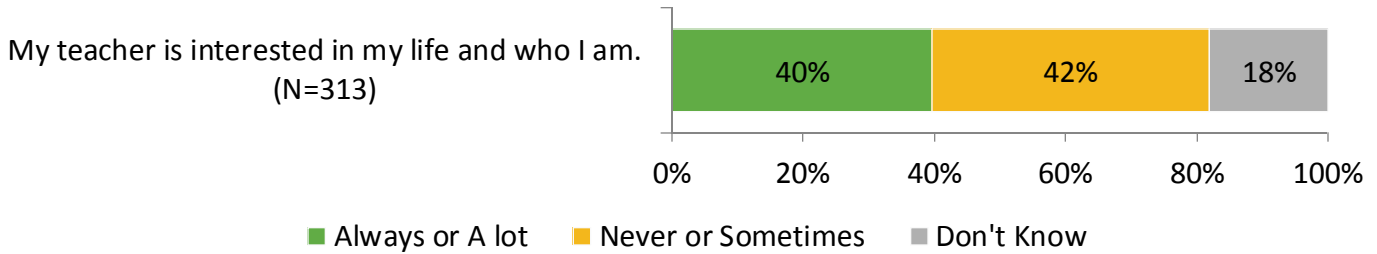
Notes: Data for items with fewer than 10 responses are excluded.  
Labels for percentages less than 5% are not shown.

**Meadow Hill Global Explorations Magnet School**  
**Family and Community Engagement: Challenges**

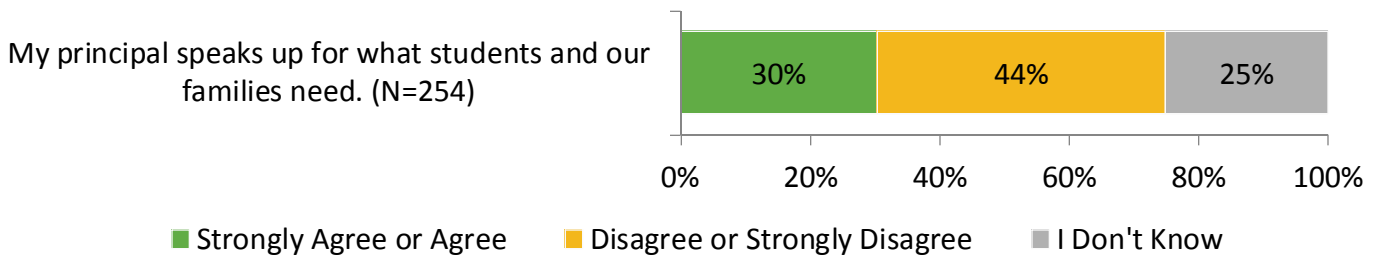
**Teachers**



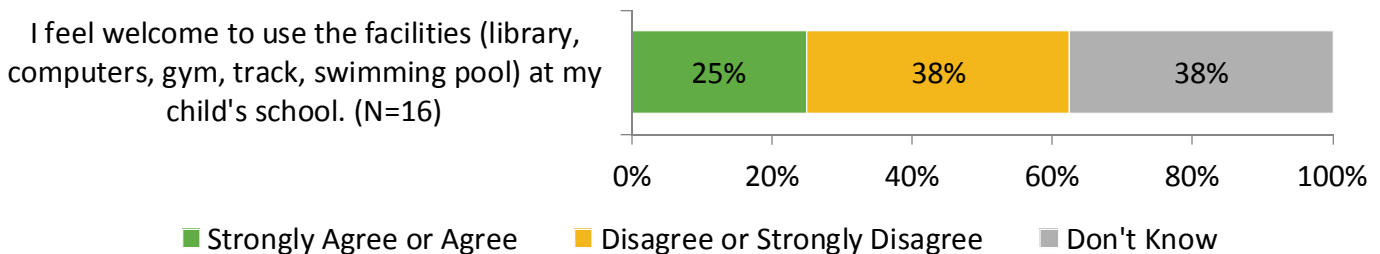
**Elementary Students**



**Secondary Students**



**Parents**



Notes: Data for items with fewer than 10 responses are excluded.  
Labels for percentages less than 5% are not shown.

Newburgh City School District  
2015 DTSDE Survey

**Meadow Hill Global Explorations Magnet School  
District Leadership and Capacity: Teacher Responses**

	<b>Strongly Agree</b>	<b>Agree</b>	<b>Disagree</b>	<b>Strongly Disagree</b>
I am given the instructional support I need to teach my students. (N=72)	19%	36%	33%	11%
Students have access to reliable computers and the internet at school for learning purposes. (N=72)	14%	22%	36%	28%
My instructional materials are in good condition. (N=72)	17%	43%	36%	4%
Healthy food is served in the cafeteria. (N=71)	14%	55%	24%	7%
I am satisfied with my class size. (N=72)	18%	44%	25%	13%
This school is well-maintained. (Air conditioning, heat, lighting, grounds keeping, etc.) (N=72)	25%	51%	13%	11%
Necessary materials such as textbooks, supplies, and copy machines are available when I need them. (N=72)	7%	21%	38%	35%
Support is available to help me incorporate computers and other technology into my instructional practices. (N=72)	8%	38%	31%	24%
My school is kept clean. (N=72)	18%	61%	15%	6%
The classrooms in this school are physically conducive to learning. (N=72)	25%	60%	10%	6%

	<b>Strongly Disagree</b>	<b>Disagree</b>	<b>Agree</b>	<b>Strongly Agree</b>
I worry about the security of my job because of the performance of my students on state or local tests. (N=72)	6%	7%	31%	57%
Routine duties and paperwork interfere with my job of teaching. (N=71)	1%	17%	32%	49%

*Notes: Data for items with fewer than 10 responses are excluded.  
Labels for percentages less than 5% are not shown.*

Newburgh City School District  
2015 DTSDE Survey

**Meadow Hill Global Explorations Magnet School  
District Leadership and Capacity: Student Responses**

<b>Elementary Students</b>	<b>Always</b>	<b>A lot</b>	<b>Some- times</b>	<b>Never</b>	<b>Don't Know</b>
Healthy food is served at this school. (N=311)	35%	22%	33%	5%	6%
I get enough to eat at school. (N=311)	39%	19%	26%	10%	6%
I have access to computers and the Internet to do my schoolwork. (N=312)	28%	12%	31%	20%	9%
I have the books and materials I need for my classes. (N=311)	60%	18%	17%	1%	4%
My school is clean. (N=307)	33%	23%	33%	5%	6%

<b>Secondary Students</b>	<b>Strongly Agree</b>	<b>Agree</b>	<b>Disagree</b>	<b>Strongly Disagree</b>	<b>I Don't Know</b>
Fresh, high-quality food is served at this school. (N=256)	2%	8%	17%	63%	10%
I have access to computers and the Internet to do my schoolwork. (N=256)	14%	42%	18%	17%	9%
My school is well-maintained (Air conditioning, heat, lighting, grounds keeping, etc.). (N=257)	15%	36%	18%	21%	10%
I have the textbooks I need for my classes. (N=258)	25%	57%	6%	5%	7%
I get enough to eat at school. (N=256)	11%	25%	18%	30%	16%
My school is clean. (N=252)	7%	17%	24%	35%	17%

*Notes: Data for items with fewer than 10 responses are excluded.  
Labels for percentages less than 5% are not shown.*



Newburgh City School District  
2015 DTSDE Survey

**Meadow Hill Global Explorations Magnet School  
District Leadership and Capacity: Parent Responses**

	<b>Strongly Agree</b>	<b>Agree</b>	<b>Disagree</b>	<b>Strongly Disagree</b>	<b>Don't Know</b>
The classrooms are organized to best meet the learning needs of my child. (N=17)	18%	59%	12%	0%	12%
Teachers have training opportunities that improve their teaching. (N=17)	6%	24%	12%	0%	59%
The school provides the necessary textbooks and learning materials. (N=17)	12%	76%	6%	0%	6%
I am satisfied with my child's class size. (N=17)	6%	76%	18%	0%	0%
Healthy food is served in the cafeteria. (N=17)	12%	59%	12%	0%	18%
My child's school is clean. (N=17)	18%	82%	0%	0%	0%
My child uses technology at school (computers, projectors, tablets, etc.). (N=17)	6%	71%	12%	0%	12%
My child gets enough to eat at school. (N=17)	12%	71%	6%	0%	12%
Students have access to computers and the internet at school for learning purposes. (N=17)	6%	71%	12%	0%	12%
The price of school meals is fair. (N=17)	12%	71%	12%	0%	6%
I am satisfied with the size of the school. (N=16)	13%	81%	6%	0%	0%
I am satisfied with the amount of diversity in my child's school with respect to gender, race, religion, and economic status. (N=17)	12%	76%	6%	0%	6%

	<b>Strongly Disagree</b>	<b>Disagree</b>	<b>Agree</b>	<b>Strongly Agree</b>	<b>I Don't Know</b>
My child's school is poorly maintained (Air conditioning, heat, lighting, grounds keeping, etc.). (N=17)	24%	59%	18%	0%	0%

*Notes: Data for items with fewer than 10 responses are excluded.  
Labels for percentages less than 5% are not shown.*

Newburgh City School District  
2015 DTSDE Survey

**Meadow Hill Global Explorations Magnet School**  
**School Leader Practices and Decisions: Teacher Responses**

	<b>Strongly Agree</b>	<b>Agree</b>	<b>Disagree</b>	<b>Strongly Disagree</b>
Student achievement data informs school planning and decision-making. (N=71)	18%	70%	8%	3%
Our principal assists teachers in monitoring student progress. (N=68)	19%	44%	28%	9%
School leaders work hard to avoid wasteful intrusions of instructional time. (N=71)	25%	52%	14%	8%
The behavior of school leadership toward the staff is supportive and encouraging. (N=70)	20%	54%	11%	14%
School leaders provide me with meaningful feedback regarding my teaching. (N=70)	27%	41%	26%	6%
Our school leadership works hard to obtain resources (people, money, technology) for this school. (N=67)	19%	42%	27%	12%
Teachers create and implement plans to achieve the school's goals. (N=69)	26%	64%	10%	0%
I am satisfied with being a teacher at this school. (N=70)	36%	43%	13%	9%
I feel respected and supported by other teachers at this school. (N=72)	42%	50%	4%	4%
I am encouraged and supported in terms of my professional growth. (N=72)	21%	46%	24%	10%
School leaders and teachers have a shared vision for the school. (N=71)	28%	52%	14%	6%
I am aware of our school's improvement plan. (N=72)	15%	75%	7%	3%
The daily schedule in our school maximizes instructional time. (N=72)	24%	58%	13%	6%
My principal talks with me about my instructional practices. (N=71)	21%	48%	20%	11%
Goals and priorities for this school are communicated clearly and frequently. (N=72)	24%	64%	13%	0%
Our principal openly communicates with staff regarding decisions that impact us. (N=70)	23%	43%	21%	13%
I am recognized for a job well done. (N=71)	32%	27%	23%	18%
Our principal effectively communicates with the staff. (N=68)	22%	44%	19%	15%

*Notes: Data for items with fewer than 10 responses are excluded.*

*Labels for percentages less than 5% are not shown.*

Newburgh City School District  
2015 DTSDE Survey

**Meadow Hill Global Explorations Magnet School**  
**School Leader Practices and Decisions: Teacher Responses**

	<b>Strongly Disagree</b>	<b>Disagree</b>	<b>Agree</b>	<b>Strongly Agree</b>
Our principal is a weak manager of teachers and staff. (N=71)	37%	45%	7%	11%

	<b>A great amount of influence</b>	<b>A moderate amount of influence</b>	<b>A minor amount of influence</b>	<b>No influence</b>
Deciding how the school budget will be spent (N=70)	4%	1%	29%	66%
Hiring new full-time teachers (N=71)	3%	3%	13%	82%

*Notes: Data for items with fewer than 10 responses are excluded.  
Labels for percentages less than 5% are not shown.*

Newburgh City School District  
2015 DTSDE Survey

**Meadow Hill Global Explorations Magnet School**  
**School Leader Practices and Decisions: Student Responses**

<b>Elementary Students</b>	<b>Always</b>	<b>A lot</b>	<b>Some-times</b>	<b>Never</b>	<b>Don't Know</b>
I help make school rules. (N=313)	5%	10%	20%	56%	9%
Adults care about how students feel about this school. (N=311)	49%	23%	16%	2%	10%
My principal tries to get to know me well. (N=316)	16%	13%	34%	22%	15%
I can go to my principal if I have a problem at school. (N=312)	48%	10%	21%	14%	7%
My principal wants to know my strengths and where I struggle. (N=314)	23%	14%	23%	19%	21%
My principal leads our school well. (N=312)	70%	17%	7%	2%	4%
My principal gets our school things we need to learn. (N=313)	47%	15%	15%	5%	18%
Adults in my school visit our classes. (N=307)	9%	15%	70%	3%	3%
Teachers in this school do a lot for the school besides teach. (N=306)	40%	24%	13%	7%	16%
Teachers work together to make decisions about my school. (N=308)	36%	20%	18%	3%	23%
Student work is displayed in our classrooms and throughout our school. (N=306)	44%	22%	18%	4%	13%

*Notes: Data for items with fewer than 10 responses are excluded.  
Labels for percentages less than 5% are not shown.*

Newburgh City School District  
2015 DTSDE Survey

**Meadow Hill Global Explorations Magnet School**  
**School Leader Practices and Decisions: Student Responses**

<b>Secondary Students</b>	<b>Strongly Agree</b>	<b>Agree</b>	<b>Disagree</b>	<b>Strongly Disagree</b>	<b>I Don't Know</b>
I help make school rules. (N=257)	2%	10%	27%	52%	8%
School is interesting. (N=253)	9%	31%	15%	34%	11%
I help make school-wide decisions. (N=250)	4%	13%	28%	43%	12%
Teachers and school leaders care about what students feel about this school. (N=260)	11%	31%	16%	23%	19%
I enjoy going to school each day. (N=259)	9%	29%	18%	27%	17%
I can go to my principal if I have a problem at school. (N=256)	18%	33%	16%	21%	11%
My principal does a good job of getting our school things we need. (N=258)	12%	30%	12%	26%	20%
My principal knows my strengths and where I struggle. (N=257)	7%	12%	22%	42%	18%
My principal leads our school well. (N=258)	14%	31%	16%	24%	16%
I often see adults in my school visiting classes. (N=253)	12%	36%	26%	11%	15%
My teachers do a lot for the school besides teach. (N=251)	15%	29%	16%	15%	25%

<b>Secondary Students</b>	<b>Strongly Agree</b>	<b>Agree</b>	<b>Disagree</b>	<b>Strongly Disagree</b>	<b>I Don't Know</b>
Teachers work together to make decisions about my school. (N=251)	16%	34%	9%	8%	33%
Student work is proudly on display in our classrooms and throughout our school. (N=256)	21%	47%	9%	9%	14%

<b>Secondary Students</b>	<b>Strongly Disagree</b>	<b>Disagree</b>	<b>Agree</b>	<b>Strongly Agree</b>	<b>I Don't Know</b>
I have ideas about how to make my school better, but I have not been asked to share them. (N=255)	10%	16%	29%	29%	16%
My principal does not know me very well. (N=255)	9%	17%	24%	37%	12%

*Notes: Data for items with fewer than 10 responses are excluded.  
Labels for percentages less than 5% are not shown.*

Newburgh City School District  
2015 DTSDE Survey

**Meadow Hill Global Explorations Magnet School**  
**School Leader Practices and Decisions: Parent Responses**

	<b>Strongly Agree</b>	<b>Agree</b>	<b>Disagree</b>	<b>Strongly Disagree</b>	<b>I Don't Know</b>
I support the school's mission. (N=17)	18%	76%	0%	0%	6%
I am satisfied with the opportunities for extra-curricular activities. (N=17)	12%	35%	35%	6%	12%
My child takes an interest in school-sponsored activities outside the classroom (student clubs, sports, field trips, etc.). (N=17)	12%	41%	35%	6%	6%
The principal is approachable. (N=16)	19%	69%	6%	6%	0%
This school provides a caring environment for my child. (N=17)	18%	76%	6%	0%	0%
The principal effectively manages teachers and staff. (N=17)	29%	41%	6%	0%	24%
School leaders regularly observe classroom instruction. (N=17)	6%	12%	6%	6%	71%
This school focuses on meeting the needs of all students. (N=16)	13%	50%	13%	6%	19%
When I visit my child's school, I see student work, test results or other interesting projects displayed in hallways and classrooms. (N=17)	35%	59%	0%	6%	0%
School leaders and the community are actively involved in efforts to make this school a great place for students to learn and grow. (N=17)	12%	53%	12%	0%	24%
School leaders keep me informed about the school's goals. (N=17)	12%	53%	24%	6%	6%
The school shares information about efforts to improve the quality of teaching. (N=16)	13%	31%	38%	6%	13%
School leaders encourage the use of technology in learning. (N=17)	6%	47%	18%	0%	29%
School leaders manage and run the school well. (N=17)	24%	29%	29%	0%	18%

	<b>Strongly Disagree</b>	<b>Disagree</b>	<b>Agree</b>	<b>Strongly Agree</b>	<b>I Don't Know</b>
School leaders waste time on activities that do not support learning. (N=17)	29%	35%	0%	0%	35%

*Notes: Data for items with fewer than 10 responses are excluded.  
Labels for percentages less than 5% are not shown.*

Newburgh City School District  
2015 DTSDE Survey

**Meadow Hill Global Explorations Magnet School**  
**Curriculum Development and Support: Teacher Responses**

	<b>Strongly Agree</b>	<b>Agree</b>	<b>Disagree</b>	<b>Strongly Disagree</b>
Student progress is closely monitored. (N=72)	32%	63%	3%	3%
Students are learning what they need to know to be successful in the next grade level or after graduation. (N=72)	15%	58%	22%	4%
In this school, we have a rigorous curriculum. (N=72)	28%	67%	6%	0%
The curriculum in my subject area is strong, relevant and aligned with state standards. (N=72)	36%	51%	11%	1%
Helping students meet challenging academic goals is a primary focus of this school. (N=71)	30%	56%	11%	3%
The variety of activities and courses at this school keep students engaged in learning. (N=72)	13%	49%	32%	7%
Curriculum, instruction and assessments are aligned to support student learning. (N=72)	22%	53%	21%	4%
Students get the support they need at school for academic and career planning. (N=72)	15%	46%	36%	3%
High standards and expectations are set for all students at this school. (N=72)	33%	47%	15%	4%

	<b>A great amount of influence</b>	<b>A moderate amount of influence</b>	<b>A minor amount of influence</b>	<b>No influence</b>
Evaluating and grading students (N=72)	68%	26%	3%	3%
Determining the amount of homework to be assigned (N=72)	75%	17%	4%	4%
Establishing curriculum (N=71)	20%	27%	34%	20%
Selecting content, topics, and skills to be taught (N=72)	21%	33%	29%	17%
Setting the standards for students (N=71)	35%	17%	24%	24%
Selecting textbooks and other instructional materials (N=72)	8%	7%	35%	50%

*Notes: Data for items with fewer than 10 responses are excluded.  
Labels for percentages less than 5% are not shown.*

Newburgh City School District  
2015 DTSDE Survey

**Meadow Hill Global Explorations Magnet School**  
**Curriculum Development and Support: Student Responses**

<b>Elementary Students</b>	<b>Always</b>	<b>A lot</b>	<b>Some- times</b>	<b>Never</b>	<b>Don't Know</b>
In class, I ask and answer questions. (N=314)	17%	24%	57%	1%	1%
I know what it takes to do well on tests. (N=308)	44%	28%	23%	2%	3%
In this class, students share their work with each other. (N=312)	17%	20%	48%	10%	5%
Students work together in this school. (N=315)	35%	32%	28%	2%	3%
I am challenged by the work assigned to me at school. (N=310)	14%	23%	51%	7%	5%
Directions for completing my school work are clear. (N=313)	39%	27%	26%	4%	4%

<b>Secondary Students</b>	<b>Strongly Agree</b>	<b>Agree</b>	<b>Disagree</b>	<b>Strongly Disagree</b>	<b>I Don't Know</b>
In this school, students learn to use computers and the Internet to complete our schoolwork. (N=257)	19%	40%	16%	11%	14%
In this school, students share their work with other students. (N=260)	17%	48%	16%	2%	17%
I know what it takes to do well on state tests. (N=250)	32%	50%	6%	2%	8%
My teachers set high expectations for my school work. (N=260)	27%	50%	8%	2%	12%
I am challenged by the work assigned to me at school. (N=257)	12%	39%	28%	8%	13%
Students often work together on activities and projects in this school. (N=256)	18%	53%	16%	4%	9%
I can use several ways to show that I have learned something (presentations, papers, tests, etc.). (N=256)	28%	51%	7%	3%	12%

*Notes: Data for items with fewer than 10 responses are excluded.  
Labels for percentages less than 5% are not shown.*



Newburgh City School District  
2015 DTSDE Survey

**Meadow Hill Global Explorations Magnet School**  
**Curriculum Development and Support: Parent Responses**

	<b>Strongly Agree</b>	<b>Agree</b>	<b>Disagree</b>	<b>Strongly Disagree</b>	<b>I Don't Know</b>
My child is challenged to do his/her best at school. (N=17)	24%	65%	12%	0%	0%
I am satisfied with the overall education my child is receiving at his/her school. (N=17)	18%	53%	24%	6%	0%
I am satisfied with the quality of the school's math instruction. (N=17)	12%	53%	29%	6%	0%
My child's grades are a good indicator of his/her progress at school. (N=17)	29%	35%	12%	6%	18%
I am satisfied with the quality of the school's reading instruction. (N=16)	25%	56%	19%	0%	0%
I understand how grades are assigned. (N=16)	13%	56%	25%	6%	0%
My child's test scores are a good indicator of his/her progress at school. (N=17)	12%	47%	24%	12%	6%
I am satisfied with the quality of the school's writing instruction. (N=17)	18%	59%	12%	6%	6%
My child is being prepared to do well in the next grade level. (N=16)	13%	44%	19%	19%	6%

	<b>Strongly Disagree</b>	<b>Disagree</b>	<b>Agree</b>	<b>Strongly Agree</b>	<b>I Don't Know</b>
The homework my child is assigned is too difficult for him/her. (N=17)	24%	59%	18%	0%	0%
My child often seems bored or disinterested with what he/she is learning at school. (N=17)	6%	82%	12%	0%	0%

*Notes: Data for items with fewer than 10 responses are excluded.  
Labels for percentages less than 5% are not shown.*

Newburgh City School District  
2015 DTSDE Survey

**Meadow Hill Global Explorations Magnet School**  
**Teacher Practices and Decisions: Teacher Responses**

	<b>Strongly Agree</b>	<b>Agree</b>	<b>Disagree</b>	<b>Strongly Disagree</b>
Teachers work together to ensure student success. (N=72)	43%	46%	10%	1%
I provide written feedback on student work. (N=71)	32%	65%	3%	0%
I explain the learning standards and expectations to my students for each assignment. (N=72)	43%	49%	8%	0%
I regularly use data to identify my students' areas of strength and weakness. (N=71)	39%	56%	4%	0%
Teachers have leadership responsibilities in this school. (N=70)	24%	56%	14%	6%
My teaching is effectively monitored and evaluated. (N=71)	24%	58%	11%	7%
I am continually learning new things that will impact my teaching. (N=71)	42%	44%	13%	1%
I have opportunities to lead teams, projects, or other instructional activities. (N=71)	21%	46%	21%	11%
The professional development sessions I attend help me to better meet the learning needs of my students. (N=72)	17%	42%	28%	14%
I stay current with regard to new and emerging trends in education. (N=72)	44%	53%	3%	0%
I am able to meet the individual needs of each and every student I teach. (N=71)	11%	38%	45%	6%
Collaboration is encouraged among teachers and staff. (N=72)	42%	50%	4%	4%
I am provided with time to share and learn from other teachers. (N=71)	24%	45%	21%	10%
Teachers talk positively about students in the staff areas. (N=71)	18%	73%	7%	1%
Teachers help each other improve their teaching. (N=70)	37%	49%	13%	1%

	<b>Strongly Disagree</b>	<b>Disagree</b>	<b>Agree</b>	<b>Strongly Agree</b>
I sometimes feel it is a waste of time to try to do my best as a teacher. (N=71)	51%	23%	21%	6%

*Notes: Data for items with fewer than 10 responses are excluded.  
Labels for percentages less than 5% are not shown.*

Newburgh City School District  
2015 DTSDE Survey

**Meadow Hill Global Explorations Magnet School  
Teacher Practices and Decisions: Teacher Responses**

	A great amount of influence	A moderate amount of influence	A minor amount of influence	No influence
Determining types of professional development (N=71)	6%	18%	32%	44%
Evaluation of teachers (N=71)	4%	1%	8%	86%
Selecting teaching techniques (N=71)	31%	39%	13%	17%

*Notes: Data for items with fewer than 10 responses are excluded.  
Labels for percentages less than 5% are not shown.*

Newburgh City School District  
2015 DTSDE Survey

**Meadow Hill Global Explorations Magnet School  
Teacher Practices and Decisions: Student Responses**

<b>Elementary Students</b>	<b>Always</b>	<b>A lot</b>	<b>Some- times</b>	<b>Never</b>	<b>Don't Know</b>
My teacher has me redo my schoolwork if I make a mistake. (N=314)	14%	12%	47%	21%	5%
My teacher talks to me about how I am doing in school. (N=307)	11%	17%	49%	16%	7%
My teacher tells me to ask questions when I don't understand. (N=312)	31%	17%	27%	20%	5%
My teacher gives me extra help when I need it. (N=313)	39%	23%	33%	4%	1%
My teacher will see if everyone understands before moving on. (N=308)	71%	20%	6%	1%	1%
My teacher explains things in a different way when I do not understand. (N=314)	37%	22%	30%	8%	4%
My teacher writes comments and suggestions on my school work. (N=313)	26%	21%	39%	7%	7%
My teacher enjoys learning new things. (N=310)	53%	22%	7%	2%	16%

<b>Elementary Students</b>	<b>Never</b>	<b>Some- times</b>	<b>A lot</b>	<b>Always</b>	<b>Don't Know</b>
It's tough to get extra help from my teacher when I need it. (N=311)	36%	35%	10%	13%	5%

<b>Secondary Students</b>	<b>Strongly Agree</b>	<b>Agree</b>	<b>Disagree</b>	<b>Strongly Disagree</b>	<b>I Don't Know</b>
My principal works with the teachers to decide on the best way to teach. (N=257)	9%	27%	11%	21%	32%
I can redo my work to get better grades. (N=256)	17%	45%	21%	7%	10%
My teachers talk to me about how I am doing on school work. (N=255)	25%	50%	15%	4%	7%
My teachers encourage me to ask questions when I don't understand. (N=255)	37%	43%	10%	4%	5%
Teachers give me extra help when I need it. (N=257)	25%	44%	17%	5%	9%

*Notes: Data for items with fewer than 10 responses are excluded.  
Labels for percentages less than 5% are not shown.*

Newburgh City School District  
2015 DTSDE Survey

**Meadow Hill Global Explorations Magnet School  
Teacher Practices and Decisions: Student Responses**

<b>Secondary Students</b>	<b>Strongly Agree</b>	<b>Agree</b>	<b>Disagree</b>	<b>Strongly Disagree</b>	<b>I Don't Know</b>
Teachers will check to see if everyone understands what is taught before moving to the next thing. (N=259)	31%	37%	16%	8%	8%
Teachers will explain things in a different way when I do not understand. (N=252)	21%	49%	14%	6%	10%
Teachers will go back and re-explain something if I made a mistake on my work. (N=255)	24%	46%	15%	6%	8%
I am given clear directions for completing my school work. (N=259)	22%	51%	14%	3%	10%
My teachers encourage me to do the best I can in school. (N=255)	44%	45%	5%	2%	4%
I am asked by my teachers how class time should be spent. (N=258)	6%	20%	28%	31%	15%
My teachers write comments and suggestions on assignments and tests when they are graded/scored. (N=258)	27%	50%	9%	7%	7%
My teachers are honest and trustworthy. (N=255)	17%	34%	12%	18%	19%
My teachers enjoy learning new things. (N=255)	16%	36%	5%	11%	31%
My teachers will go to classes or conferences in order to become better teachers. (N=257)	20%	39%	5%	7%	29%

<b>Secondary Students</b>	<b>Strongly Disagree</b>	<b>Disagree</b>	<b>Agree</b>	<b>Strongly Agree</b>	<b>I Don't Know</b>
In this school, students rarely talk or ask questions. (N=252)	20%	28%	28%	13%	12%
It's tough to get extra help from teachers when I need it. (N=277)	17%	28%	26%	13%	17%
During my classes, teachers lecture most of the time. (N=258)	7%	19%	40%	19%	14%
My teachers often rush to get through the material. (N=257)	16%	33%	25%	13%	13%

*Notes: Data for items with fewer than 10 responses are excluded.  
Labels for percentages less than 5% are not shown.*

Newburgh City School District  
2015 DTSDE Survey

**Meadow Hill Global Explorations Magnet School**  
**Teacher Practices and Decisions: Parent Responses**

	<b>Strongly Agree</b>	<b>Agree</b>	<b>Disagree</b>	<b>Strongly Disagree</b>	<b>I Don't Know</b>
My child understands directions and expectations for completing homework. (N=17)	18%	65%	12%	0%	6%
Teachers set high expectations for my child's learning. (N=17)	18%	59%	6%	12%	6%
Teachers allow my child to demonstrate their skills in a number of ways (reports, presentations, tests, etc.). (N=17)	0%	65%	18%	6%	12%
Classroom activities keep my child interested in learning. (N=16)	13%	75%	6%	6%	0%
Teachers work together to determine the best ways to teach students. (N=17)	6%	35%	6%	6%	47%
Teachers use creative and innovative methods that help my child learn. (N=17)	12%	47%	18%	6%	18%
The feedback teachers provide on homework helps my child learn. (N=17)	6%	41%	18%	29%	6%
The feedback teachers provide on tests and quizzes helps my child learn. (N=17)	0%	35%	18%	24%	24%
Teachers are well qualified to teach. (N=17)	18%	53%	0%	6%	24%
Teachers tailor instruction to student strengths and interests. (N=17)	6%	24%	18%	24%	29%
Teachers and staff are honest and demonstrate integrity. (N=17)	6%	65%	6%	12%	12%
High quality teaching is a priority at this school. (N=17)	12%	41%	18%	6%	24%
The teachers at this school are experts in the subjects they teach. (N=17)	6%	29%	6%	12%	47%
Teachers are available to discuss my child's learning needs with me. (N=17)	29%	41%	18%	12%	0%
Teachers and staff attend school events (i.e. sports games, plays, fundraisers). (N=16)	6%	44%	0%	0%	50%
Teachers give me useful information about how to help my child do well in school. (N=17)	12%	47%	24%	18%	0%
Teachers regularly inform me about how my child is doing academically. (N=17)	6%	71%	12%	12%	0%

*Notes: Data for items with fewer than 10 responses are excluded.  
Labels for percentages less than 5% are not shown.*

Newburgh City School District  
2015 DTSDE Survey

**Meadow Hill Global Explorations Magnet School**  
**Student Social and Emotional Developmental Health: Teacher Responses**

	<b>Strongly Agree</b>	<b>Agree</b>	<b>Disagree</b>	<b>Strongly Disagree</b>
There is a teacher, counselor or other staff member at school to whom a student can go for help with a problem. (N=72)	39%	56%	6%	0%
Teachers and staff can be described as strong, fair advocates for students. (N=72)	43%	56%	1%	0%
Students at school are treated fairly regardless of their race, culture, religion, sexual orientation, gender, or disability. (N=71)	37%	39%	15%	8%
Discipline is enforced fairly at this school. (N=70)	6%	33%	31%	30%
Students are on time and rarely absent from school. (N=72)	4%	39%	44%	13%
Students feel safe in our school. (N=68)	16%	66%	13%	4%
Students respect the teachers, staff, and school leaders. (N=70)	7%	64%	23%	6%
I have the support I need to maintain order and discipline with my students. (N=70)	17%	49%	23%	11%
Our school adequately enforces school rules for student conduct. (N=70)	9%	34%	40%	17%

	<b>Strongly Disagree</b>	<b>Disagree</b>	<b>Agree</b>	<b>Strongly Agree</b>
Student health is a problem in this school. (N=69)	16%	48%	25%	12%
Students threaten and bully each other at this school. (N=69)	6%	28%	49%	17%
At this school, we have frequent incidents of student misconduct. (N=70)	3%	40%	37%	20%
Students often disrespect me. (N=71)	31%	44%	13%	13%
In this school, students get into fights or physically injure each other. (N=70)	7%	30%	51%	11%
Robbery or theft is a problem in this school. (N=70)	14%	63%	19%	4%
Students bring weapons or other objects to school for protection. (N=67)	16%	48%	27%	9%
Alcohol and drug use is a problem in this school. (N=68)	34%	60%	3%	3%
The level of student misbehavior in this school interferes with my teaching. (N=71)	17%	54%	21%	8%

*Notes: Data for items with fewer than 10 responses are excluded.  
Labels for percentages less than 5% are not shown.*

Newburgh City School District  
2015 DTSDE Survey

**Meadow Hill Global Explorations Magnet School**  
**Student Social and Emotional Developmental Health: Teacher Responses**

	A great amount of influence	A moderate amount of influence	A minor amount of influence	No influence
Disciplining students (N=72)	13%	33%	38%	17%
Setting discipline policies (N=69)	6%	16%	28%	51%

*Notes: Data for items with fewer than 10 responses are excluded.  
Labels for percentages less than 5% are not shown.*



**Meadow Hill Global Explorations Magnet School**  
**Student Social and Emotional Developmental Health: Student Responses**

<b>Elementary Students</b>	<b>Always</b>	<b>A lot</b>	<b>Some- times</b>	<b>Never</b>	<b>Don't Know</b>
There is an adult at school I can talk to about any problem. (N=314)	53%	13%	20%	9%	5%
School is interesting. (N=305)	40%	22%	29%	7%	2%
I enjoy going to this school. (N=313)	51%	20%	19%	8%	3%
I am safe in school. (N=312)	65%	14%	15%	2%	4%
In this school, students are treated fairly regardless of what they look like, believe or can do. (N=312)	39%	19%	24%	6%	12%

<b>Elementary Students</b>	<b>Never</b>	<b>Some- times</b>	<b>A lot</b>	<b>Always</b>	<b>Don't Know</b>
At this school, students get in fights or hurt each other. (N=314)	13%	58%	13%	11%	5%
This year, I have had something stolen from me at school. (N=315)	63%	21%	6%	3%	8%
This year, I have been scared that someone at school was going to hurt me. (N=315)	59%	18%	10%	10%	3%
This year, I have brought something to school for protection. (N=317)	73%	10%	4%	7%	6%
Students in this school spend a lot of time misbehaving. (N=309)	14%	54%	18%	7%	7%
In this school, I am treated differently because of what I look like, believe or can do. (N=314)	52%	28%	4%	9%	8%

<b>Secondary Students</b>	<b>Strongly Agree</b>	<b>Agree</b>	<b>Disagree</b>	<b>Strongly Disagree</b>	<b>I Don't Know</b>
There is a teacher, counselor or other staff member at school I can talk to about school problems. (N=257)	32%	42%	10%	6%	9%
There is a teacher, counselor or other staff member at school I can talk to about personal problems. (N=257)	25%	39%	12%	13%	11%
My teachers are interested in my life and who I am. (N=256)	13%	28%	20%	21%	18%
I feel safe in school. (N=255)	10%	32%	16%	21%	21%

*Notes: Data for items with fewer than 10 responses are excluded.  
Labels for percentages less than 5% are not shown.*

Newburgh City School District  
2015 DTSDE Survey

**Meadow Hill Global Explorations Magnet School**  
**Student Social and Emotional Developmental Health: Student Responses**

<b>Secondary Students</b>	<b>Strongly Agree</b>	<b>Agree</b>	<b>Disagree</b>	<b>Strongly Disagree</b>	<b>I Don't Know</b>
In our school, students are punished fairly for being late, absent or cutting class. (N=258)	18%	32%	10%	23%	17%
Students at this school respect the teachers. (N=256)	4%	14%	30%	34%	18%
There are clear rules for student behavior in this school. (N=258)	27%	37%	7%	15%	15%
My principal ensures that everyone in this school has a voice no matter what their background may be. (N=257)	15%	34%	11%	24%	15%
In this school, students are treated fairly regardless of their race, culture, religion, sexual orientation, gender, or disability. (N=258)	17%	29%	12%	24%	19%

<b>Secondary Students</b>	<b>Strongly Disagree</b>	<b>Disagree</b>	<b>Agree</b>	<b>Strongly Agree</b>	<b>I Don't Know</b>
At this school, students get in fights or hurt each other. (N=253)	3%	2%	34%	55%	6%
This year, I have been threatened by someone at school. (N=254)	32%	26%	19%	15%	9%
Students at this school offer or sell drugs. (N=257)	41%	16%	8%	10%	25%
This year, I have had something stolen from me at school. (N=254)	32%	24%	19%	16%	8%
This year, I have been scared that someone at school was going to hurt me. (N=255)	44%	23%	13%	10%	10%
This year, I have been bullied by another student at this school. (N=258)	41%	24%	15%	13%	7%
This year, I have brought something to school for protection. (N=255)	51%	29%	5%	4%	11%
Students in this school spend a lot of time goofing off. (N=255)	8%	13%	25%	38%	16%
In this school, I am treated differently because of my race, culture, language, religion, gender or sexual orientation. (N=257)	38%	26%	13%	12%	11%

*Notes: Data for items with fewer than 10 responses are excluded.  
Labels for percentages less than 5% are not shown.*

Newburgh City School District  
2015 DTSDE Survey

**Meadow Hill Global Explorations Magnet School**  
**Student Social and Emotional Developmental Health: Parent Responses**

	Strongly Agree	Agree	Disagree	Strongly Disagree	I Don't Know
Teachers take an interest in my child's well-being outside of school. (N=17)	24%	41%	12%	12%	12%
There is a teacher, counselor or other staff member at school to whom my child can go for help with a school problem. (N=17)	29%	41%	12%	0%	18%
My child receives individualized attention at school. (N=16)	13%	44%	13%	13%	19%
There is a teacher, counselor, or other staff member at school to whom my child can go to for help with a personal problem. (N=17)	29%	41%	6%	0%	24%
My child is accepted and respected at this school. (N=17)	35%	47%	6%	12%	0%
My child is excited to go to school. (N=17)	24%	53%	12%	12%	0%
Teachers and students respect one another at this school. (N=17)	6%	71%	6%	12%	6%
Discipline is enforced fairly at my child's school. (N=17)	12%	35%	6%	12%	35%
My child feels safe at school. (N=16)	19%	69%	6%	0%	6%
This school creates and implements policies that keep my child safe. (N=16)	13%	56%	13%	6%	13%
This school is safe from gang activity. (N=17)	12%	47%	6%	0%	35%
I am satisfied with how the school handles discipline/safety issues. (N=16)	13%	44%	19%	6%	19%
There are clear rules for behavior in my child's classroom. (N=16)	13%	81%	0%	6%	0%
This school is free of weapons. (N=17)	12%	35%	12%	0%	41%
There are consequences if my child is late or skips school. (N=17)	0%	59%	0%	0%	41%
Students at my child's school are treated fairly regardless of their race, culture, religion, sexual orientation, gender, or disabilities. (N=17)	18%	47%	0%	18%	18%
Teachers at this school understand the many factors outside school that influence my child's learning. (N=17)	12%	53%	6%	0%	29%

*Notes: Data for items with fewer than 10 responses are excluded.*

*Labels for percentages less than 5% are not shown.*

Newburgh City School District  
2015 DTSDE Survey

**Meadow Hill Global Explorations Magnet School**  
**Student Social and Emotional Developmental Health: Parent Responses**

	<b>Strongly Disagree</b>	<b>Disagree</b>	<b>Agree</b>	<b>Strongly Agree</b>	<b>I Don't Know</b>
Alcohol and drug use is a problem at this school. (N=17)	29%	24%	0%	0%	47%
Students threaten or bully each other at this school. (N=17)	24%	18%	24%	6%	29%
The teachers and staff make assumptions about my child's life chances. (N=17)	24%	24%	6%	0%	47%
My child is treated differently than other children at school due to his/her race, language, religion, sexual orientation or ethnicity. (N=17)	47%	41%	6%	6%	0%

*Notes: Data for items with fewer than 10 responses are excluded.  
Labels for percentages less than 5% are not shown.*

Newburgh City School District  
2015 DTSDE Survey

**Meadow Hill Global Explorations Magnet School**  
**Family and Community Engagement: Teacher Responses**

	<b>Strongly Agree</b>	<b>Agree</b>	<b>Disagree</b>	<b>Strongly Disagree</b>
I am supported by my students' parents/caregivers. (N=72)	14%	54%	24%	8%
At this school, we have strong school-community partnerships. (N=70)	11%	49%	33%	7%
The staff in this school are well respected by students' families and community members. (N=70)	17%	60%	19%	4%
My students' parents/caregivers are involved in school activities when they can. (N=72)	11%	44%	35%	10%
I am satisfied with the level of parent/caregiver involvement. (N=70)	3%	21%	56%	20%
Parent/Caregiver input is respected and valued at this school. (N=70)	23%	61%	11%	4%
This school partners with the community to positively impact student learning. (N=68)	10%	56%	24%	10%
I feel safe coming to work in my school. (N=71)	20%	59%	14%	7%

	<b>Strongly Disagree</b>	<b>Disagree</b>	<b>Agree</b>	<b>Strongly Agree</b>
Students come to school unprepared to learn. (N=72)	6%	22%	40%	32%

*Notes: Data for items with fewer than 10 responses are excluded.  
Labels for percentages less than 5% are not shown.*

Newburgh City School District  
2015 DTSDE Survey

**Meadow Hill Global Explorations Magnet School**  
**Family and Community Engagement: Student Responses**

<b>Elementary Students</b>	<b>Always</b>	<b>A lot</b>	<b>Some- times</b>	<b>Never</b>	<b>Don't Know</b>
What I learn in school helps me in what I do outside of school. (N=315)	34%	30%	27%	4%	4%
My teacher is interested in my life and who I am. (N=313)	22%	17%	30%	12%	18%
I am safe coming to school and going home from school. (N=313)	63%	13%	15%	4%	4%
The adults in my school learn about the school's neighborhood and community. (N=314)	24%	24%	20%	3%	29%
My parents/caregivers enjoy helping out at this school when they can. (N=312)	31%	15%	26%	13%	14%
Teachers attend school events (like sports games, plays, fundraisers). (N=310)	25%	24%	32%	6%	13%
My teacher says good things about me to my parents/caregivers. (N=305)	42%	23%	16%	3%	16%

*Notes: Data for items with fewer than 10 responses are excluded.  
Labels for percentages less than 5% are not shown.*

Newburgh City School District  
2015 DTSDE Survey

**Meadow Hill Global Explorations Magnet School**  
**Family and Community Engagement: Student Responses**

<b>Secondary Students</b>	<b>Strongly Agree</b>	<b>Agree</b>	<b>Disagree</b>	<b>Strongly Disagree</b>	<b>I Don't Know</b>
My principal speaks up for what students and our families need. (N=254)	10%	20%	18%	26%	25%
Teachers show me how what I learn in school relates to life outside of school. (N=259)	12%	48%	19%	10%	12%
I feel safe coming to school and going home from school. (N=257)	19%	35%	12%	18%	18%
The adults in my school know a lot about the school's neighborhood and community. (N=256)	11%	26%	13%	21%	30%
My parents/caregivers enjoy helping out at this school when they can. (N=258)	10%	31%	15%	19%	24%
Our school has a good reputation in my community. (N=258)	9%	27%	13%	20%	31%
Teachers and staff in this school attend school events (like sports games, plays, fundraisers). (N=255)	22%	40%	9%	11%	17%
Teachers say good things about me to my parents/guardians. (N=256)	26%	35%	7%	9%	22%
My school does a lot in my community to help students learn. (N=258)	12%	28%	14%	18%	29%
Teachers and staff collaborate with people in the community to support our school. (N=256)	9%	28%	8%	19%	36%

*Notes: Data for items with fewer than 10 responses are excluded.  
Labels for percentages less than 5% are not shown.*

Newburgh City School District  
2015 DTSDE Survey

**Meadow Hill Global Explorations Magnet School**  
**Family and Community Engagement: Parent Responses**

	<b>Strongly Agree</b>	<b>Agree</b>	<b>Disagree</b>	<b>Strongly Disagree</b>	<b>I Don't Know</b>
Someone from this school has contacted me to say good things about my child. (N=17)	12%	65%	6%	18%	0%
School leaders seek parent input on how best to meet student needs. (N=17)	6%	59%	12%	12%	12%
The principal works with the community to build support for students. (N=17)	29%	29%	12%	0%	29%
The principal is friendly towards parents and families. (N=17)	18%	71%	6%	0%	6%
Teachers value the diversity in my community. (N=17)	6%	65%	0%	6%	24%
I feel welcome in my child's school. (N=17)	24%	71%	6%	0%	0%
The school regularly partners with the community (service programs, events, fundraising, etc.). (N=17)	12%	29%	18%	6%	35%
I feel welcome to use the facilities (library, computers, gym, track, swimming pool) at my child's school. (N=16)	13%	13%	31%	6%	38%
There are many ways for parents to become involved with the school. (N=17)	24%	53%	0%	12%	12%
I am satisfied with the opportunities for parent participation in the school. (N=17)	6%	65%	12%	12%	6%
I feel comfortable calling the school to discuss an issue or concern. (N=17)	18%	65%	12%	6%	0%
School leaders are open about issues and decisions in the school that impact me. (N=16)	13%	56%	13%	0%	19%
I am satisfied with how well the school communicates with me. (N=16)	6%	69%	13%	13%	0%

	<b>Strongly Disagree</b>	<b>Disagree</b>	<b>Agree</b>	<b>Strongly Agree</b>	<b>I Don't Know</b>
School leaders handle parent complaints poorly. (N=17)	12%	47%	18%	6%	18%

*Notes: Data for items with fewer than 10 responses are excluded.  
Labels for percentages less than 5% are not shown.*