

DTSDE Survey for Parents: GAMS Tech Magnet School

Results

School Year 2017-2018



Purpose of the Study

Gathering stakeholder feedback is an important part of developing any school or district improvement plan. New York requires focus school districts to engage their stakeholders with a Diagnostic Tool for School and District Effectiveness (DTSDE) Survey as they develop their improvement plans.

Newburgh Enlarged City School District asked parents, instructional staff members, and students for feedback on several key school and district topics to inform improvement efforts across the district and in every school.

K12 *Insight* partnered with David Brown, director of planning and accountability, to administer the DTSDE Survey, which addressed the following six tenets:

- Curriculum Development and Support
- District Leadership and Capacity
- Family and Community Engagement
- School Leader Practices and Decisions
- Student Social and Emotional Developmental Health
- Teacher Practices and Decisions

Diagnostic Tool for School and District Effectiveness (DTSDE) Tenets

Curriculum Development and Support

The school has rigorous and coherent curricula and assessments that are appropriately aligned to the Common Core Learning Standards (CCLS) for all students and are modified for identified subgroups to maximize teacher instructional practices and student-learning outcomes.

District Leadership and Capacity

The district examines its schools' systems and makes intentional decisions to identify and provide critical expectations, supports, and structures in all areas of need so schools are able to respond to their community and ensure all students are successful.

Family and Community Engagement

The school creates a culture of partnership where families, community members, and school staff members work together to share the responsibility for student academic progress, social-emotional growth, and overall well-being.

School Leader Practices and Decisions

Visionary leaders create a school community and culture that leads to success, well-being, and high academic outcomes for all students via systems of continuous and sustainable school improvement.

Student Social and Emotional Developmental Health

The school community identifies, promotes, and supports social and emotional development by designing systems and experiences that lead to healthy relationships and a safe, respectful environment that is conducive to learning for all constituents.

Teacher Practices and Decisions

Teachers engage in strategic practices and decision making in order to address the gap between what students know and need to learn so that all students and pertinent subgroups experience consistently high levels of engagement, thinking, and achievement.

Understanding the Results

Participants learned about the Diagnostic Tool for School and District Effectiveness Survey via a letter to instructional staff, a letter to parents, and social media.

K12 *Insight* emailed individual invitations with survey links to district instructional staff members and parents of NECSD students. Students used their student IDs to take the survey during school. Parents could access the survey via a public link on the district's website. Paper surveys were available on request. The survey was open Nov. 13 to Dec. 15.

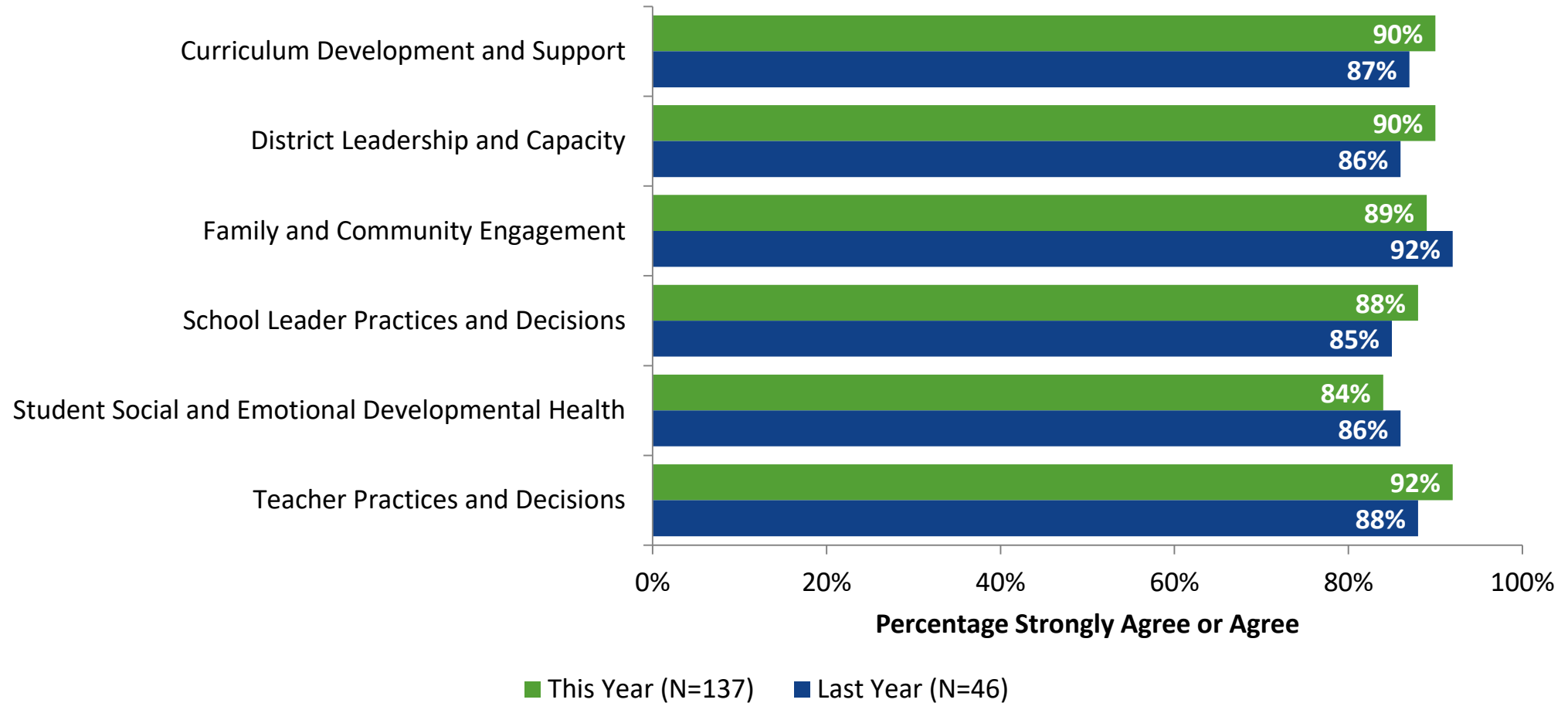
This report summarizes survey results and breaks them down by parents, instructional staff, and students.

Results do not reflect random sampling; therefore, they should not be generalized to all district parents, instructional staff members, and students. Rather, results reflect only the perceptions and opinions of survey participants.

Findings for each item in the report exclude participants who did not answer.

Overall Levels of Agreement on DTSDE Tenets

DTSDE Tenets



Highest Ranking Indicators

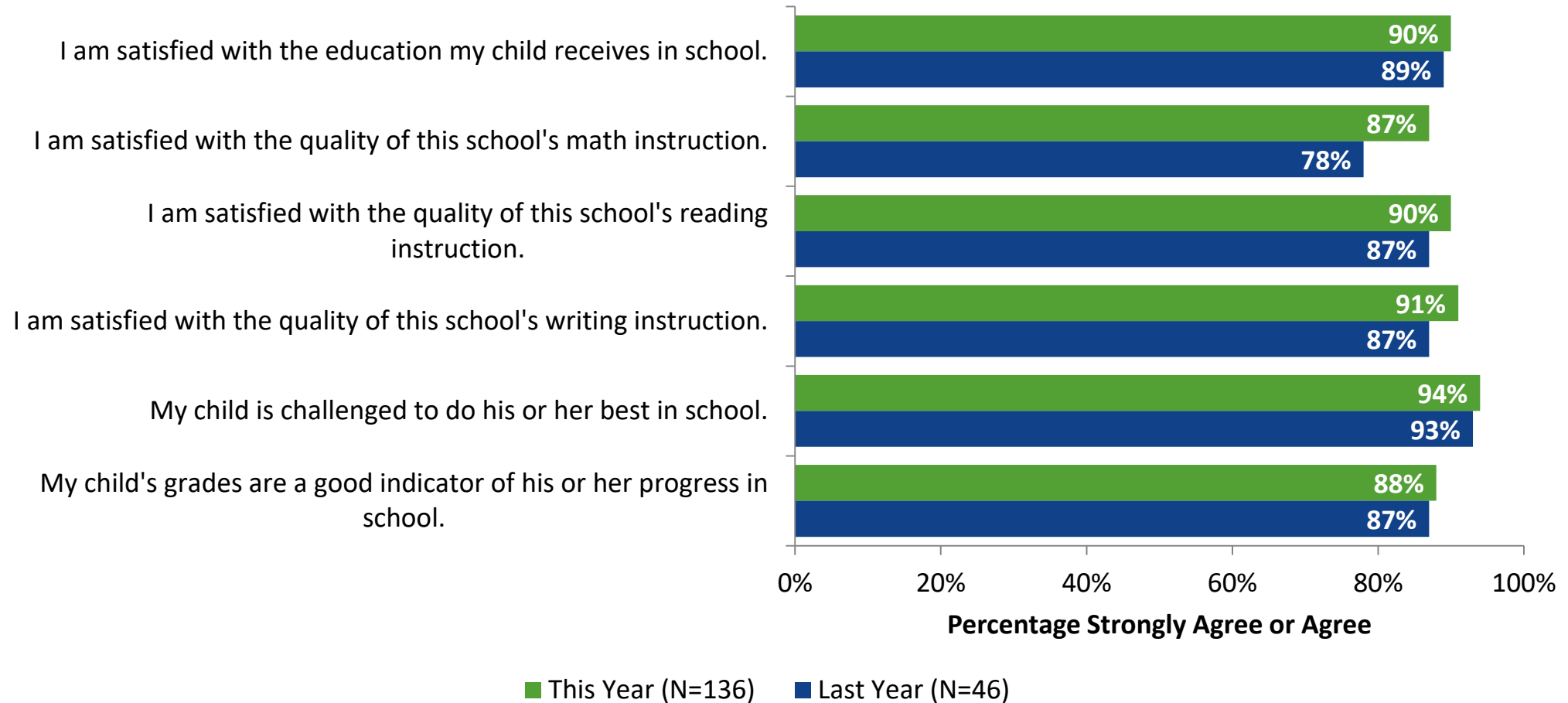
Survey Item	Percentage Strongly Agree or Agree (%)	DTSDE Tenet
My child's school is clean.	96%	District Leadership and Capacity
I feel welcome in my child's school.	95%	Family and Community Engagement
My child is challenged to do his or her best in school.	94%	Curriculum Development and Support
This school provides a caring environment for my child.	94%	School Leader Practices and Decisions
My child is accepted and respected at this school.	94%	Student Social and Emotional Developmental Health

Lowest Ranking Indicators

Survey Item	Percentage Strongly Disagree or Disagree (%)	DTSDE Tenet
Students do not threaten and/or bully each other.	13%	Student Social and Emotional Developmental Health
My child receives personal attention at school.	11%	Student Social and Emotional Developmental Health
I am satisfied with how well the school communicates with me.	10%	Family and Community Engagement
I am satisfied with how the school handles discipline and safety issues.	8%	Student Social and Emotional Developmental Health
My child is excited to go to school.	7%	Student Social and Emotional Developmental Health

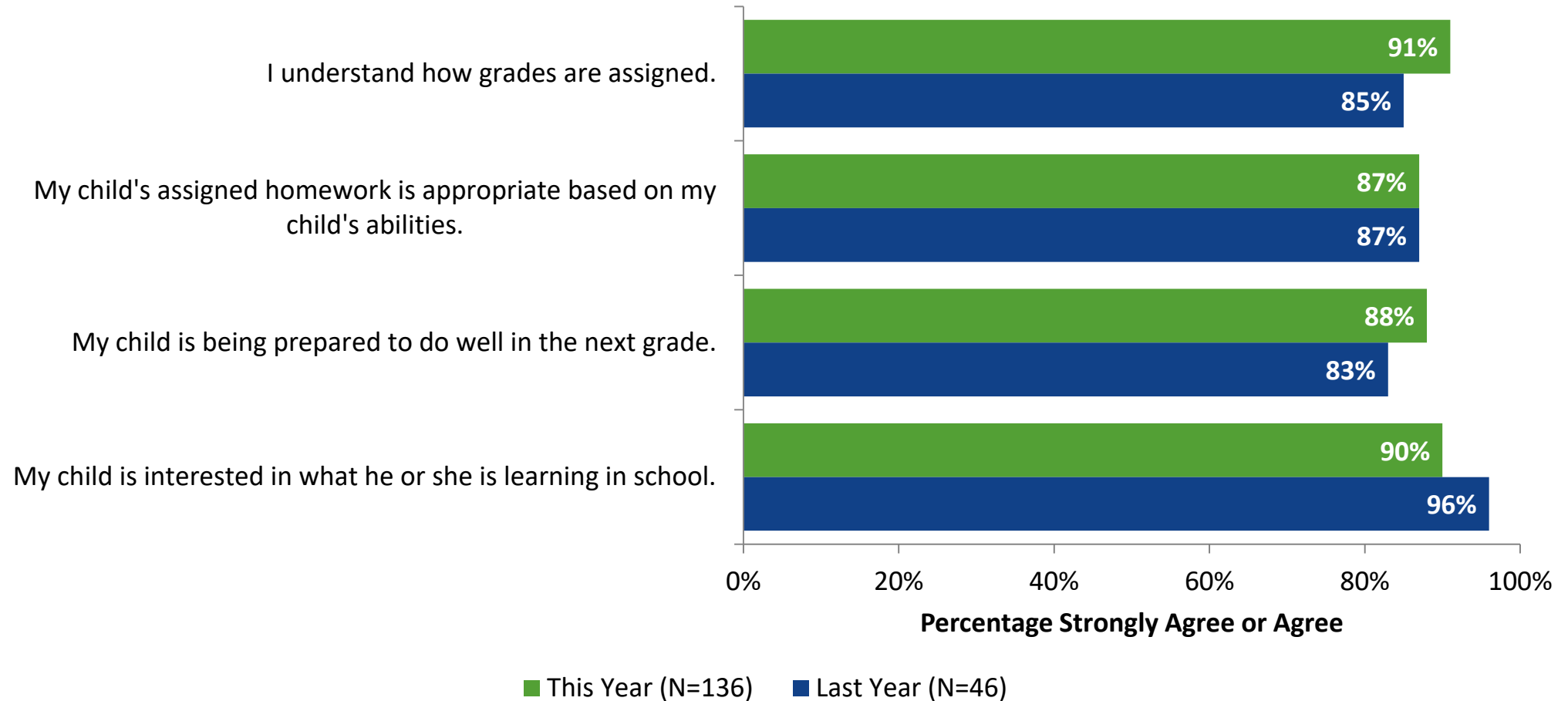
Curriculum Development and Support: Comparison Over Time

How strongly do you agree or disagree with the following statements?



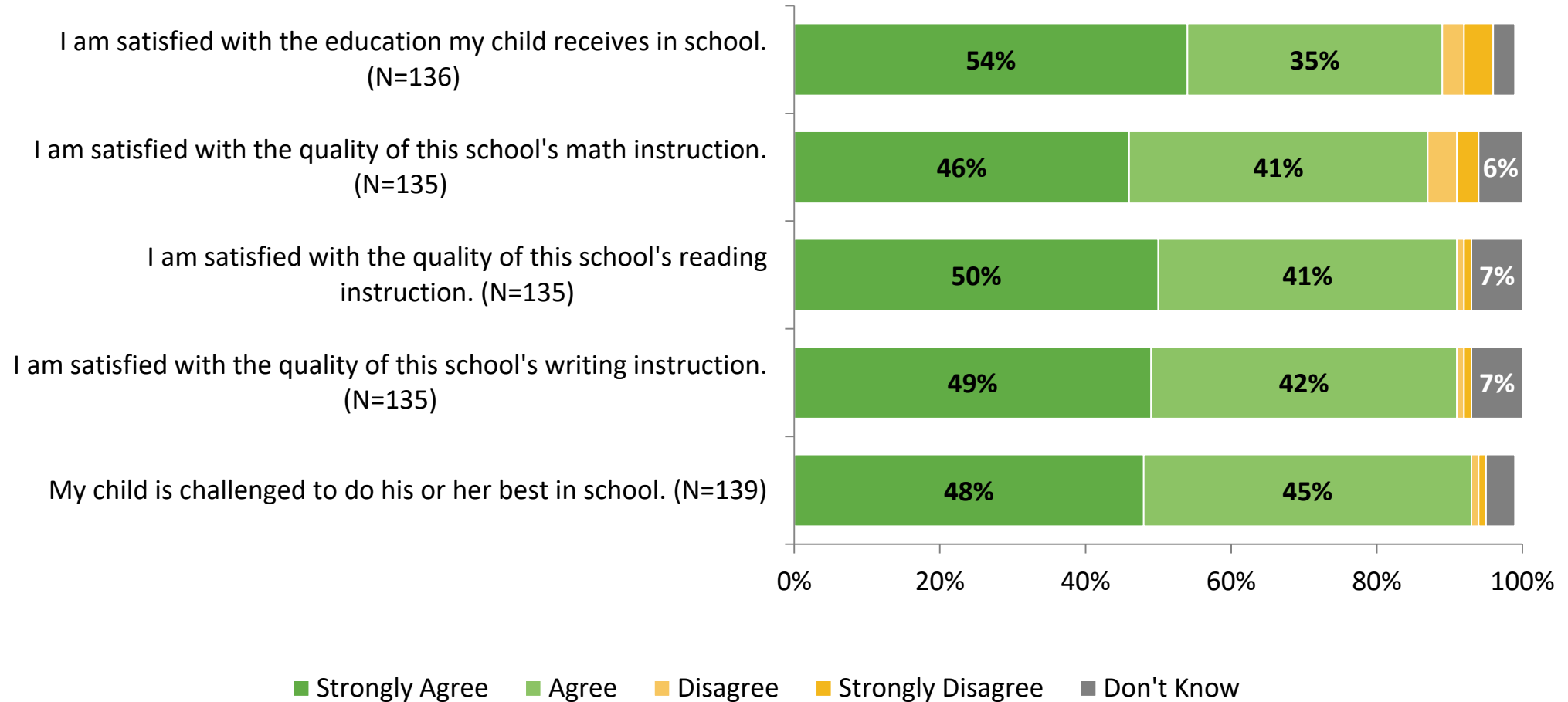
Curriculum Development and Support: Comparison Over Time (Continued)

How strongly do you agree or disagree with the following statements?



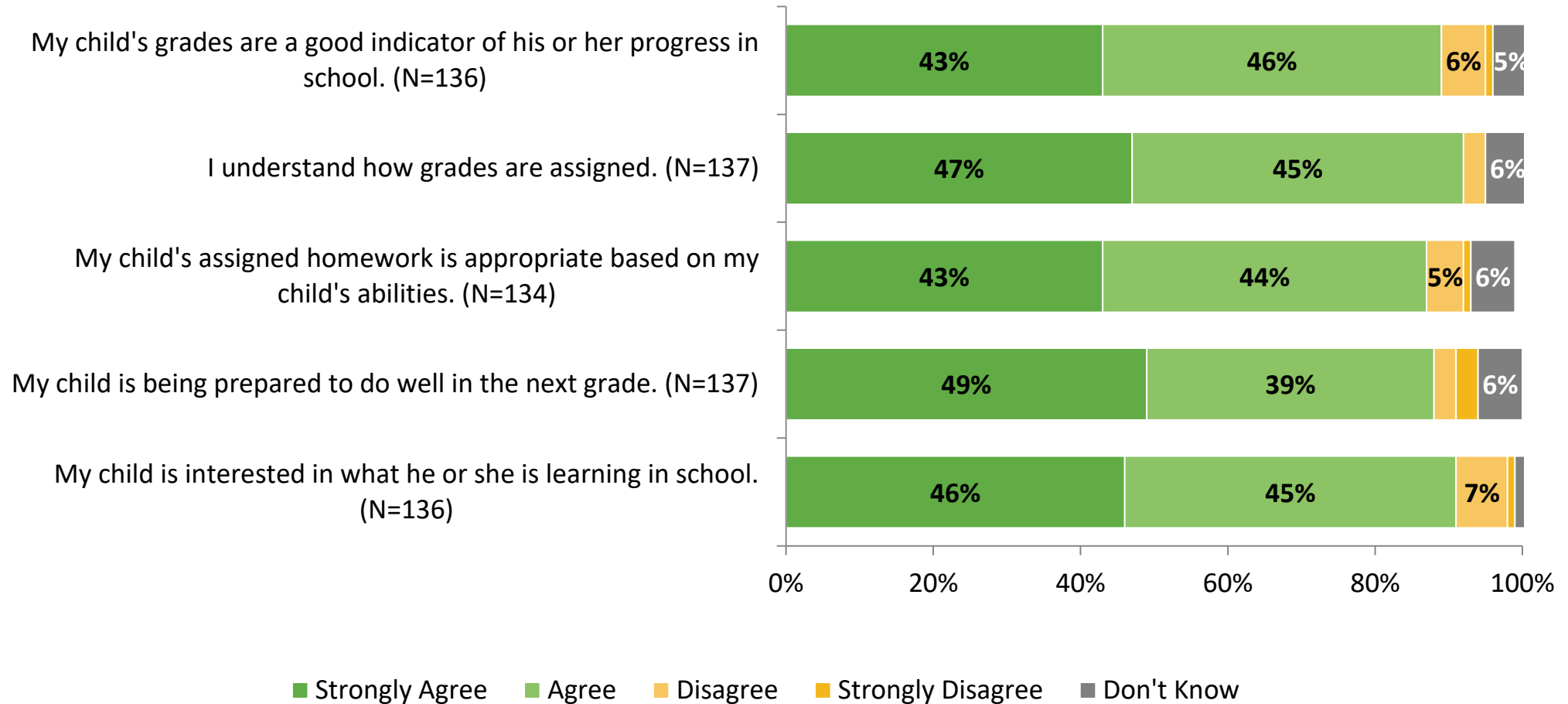
Curriculum Development and Support

How strongly do you agree or disagree with the following statements?



Curriculum Development and Support (Continued)

How strongly do you agree or disagree with the following statements?



Curriculum Development and Support

How strongly do you agree or disagree with the following statements?

Response	Strongly Agree	Agree	Disagree	Strongly Disagree	Don't Know
I am satisfied with the education my child receives in school. (N=136)	54%	35%	3%	4%	3%
I am satisfied with the quality of this school's math instruction. (N=135)	46%	41%	4%	3%	6%
I am satisfied with the quality of this school's reading instruction. (N=135)	50%	41%	1%	1%	7%
I am satisfied with the quality of this school's writing instruction. (N=135)	49%	42%	1%	1%	7%
My child is challenged to do his or her best in school. (N=139)	48%	45%	1%	1%	4%
My child's grades are a good indicator of his or her progress in school. (N=136)	43%	46%	6%	1%	5%

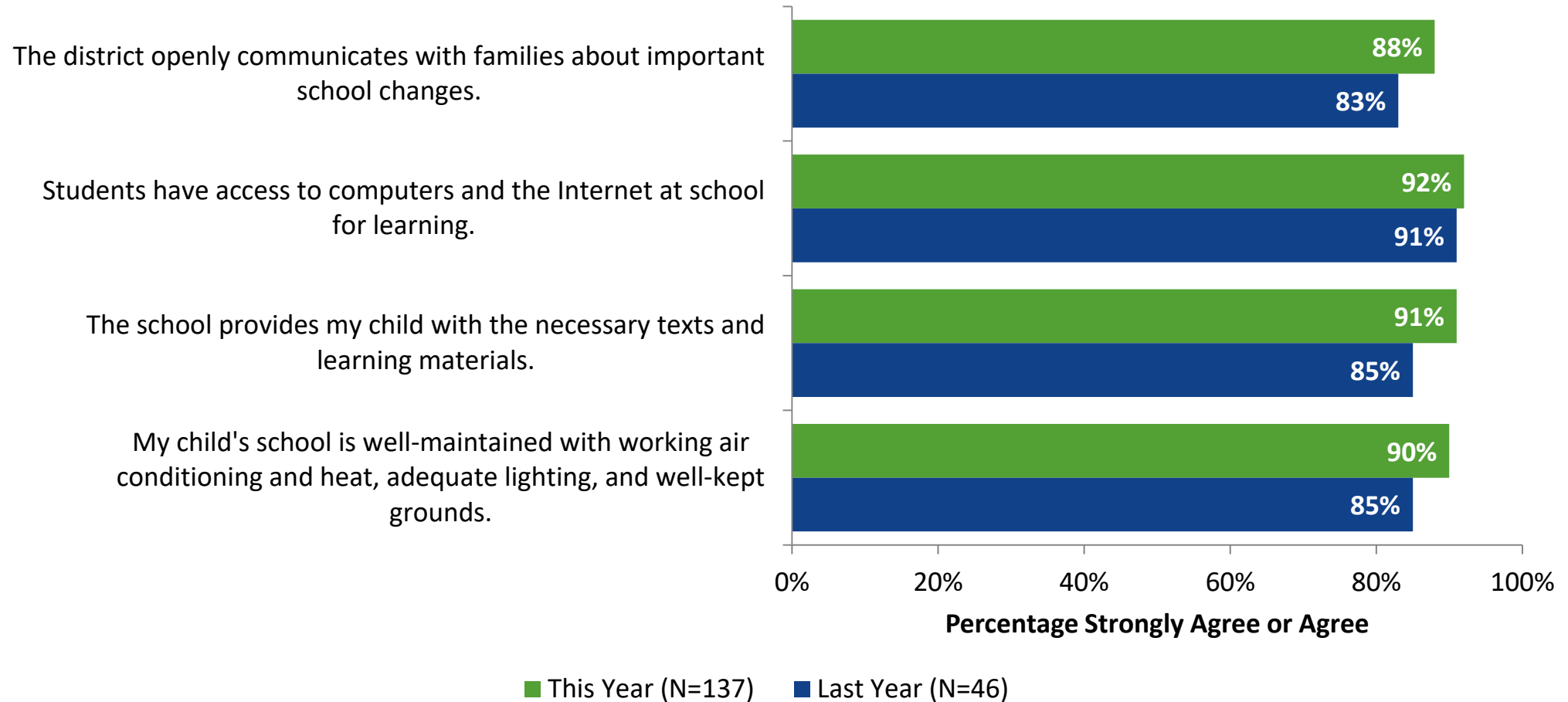
Curriculum Development and Support (Continued)

How strongly do you agree or disagree with the following statements?

Response	Strongly Agree	Agree	Disagree	Strongly Disagree	Don't Know
I understand how grades are assigned. (N=137)	47%	45%	3%	0%	6%
My child's assigned homework is appropriate based on my child's abilities. (N=134)	43%	44%	5%	1%	6%
My child is being prepared to do well in the next grade. (N=137)	49%	39%	3%	3%	6%
My child is interested in what he or she is learning in school. (N=136)	46%	45%	7%	1%	2%

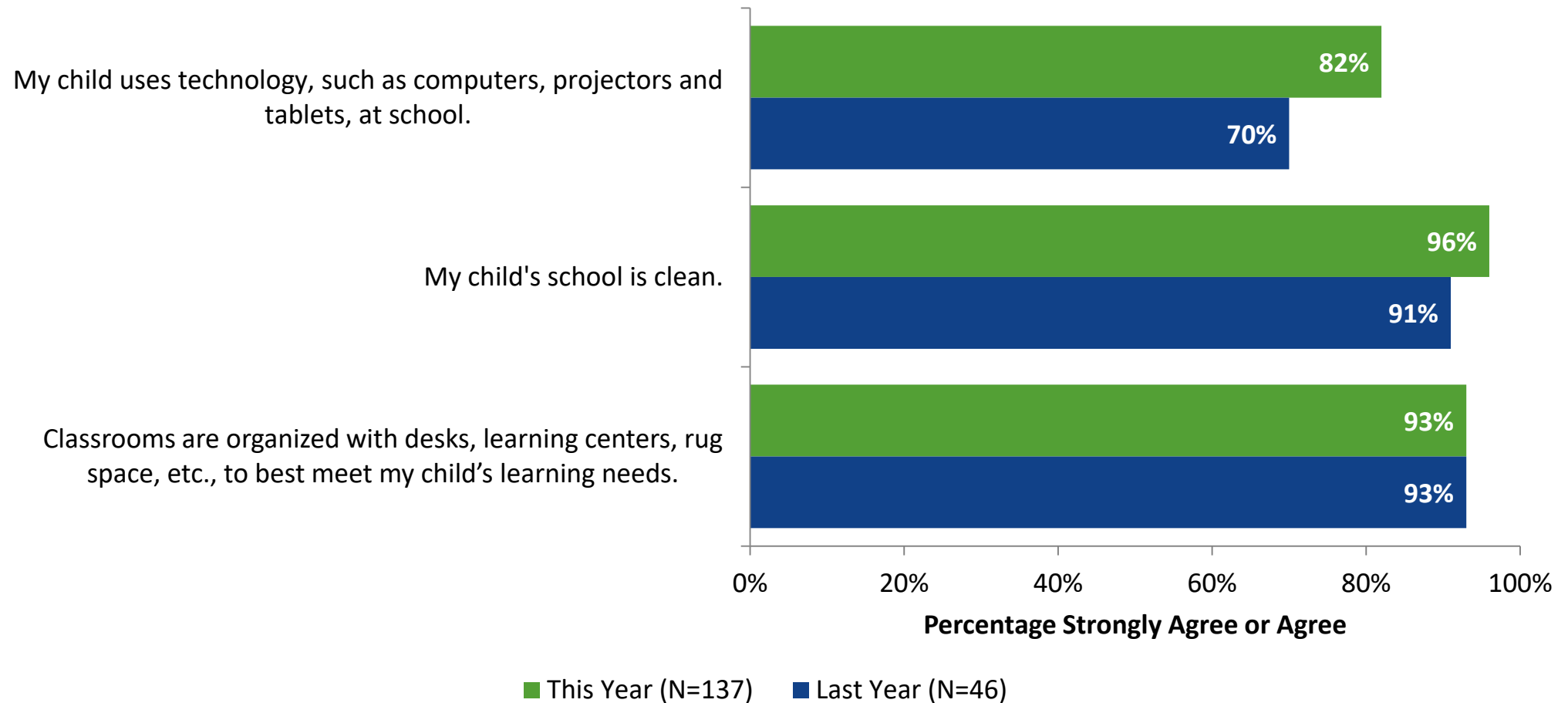
District Leadership and Capacity: Comparison Over Time

How strongly do you agree or disagree with the following statements?



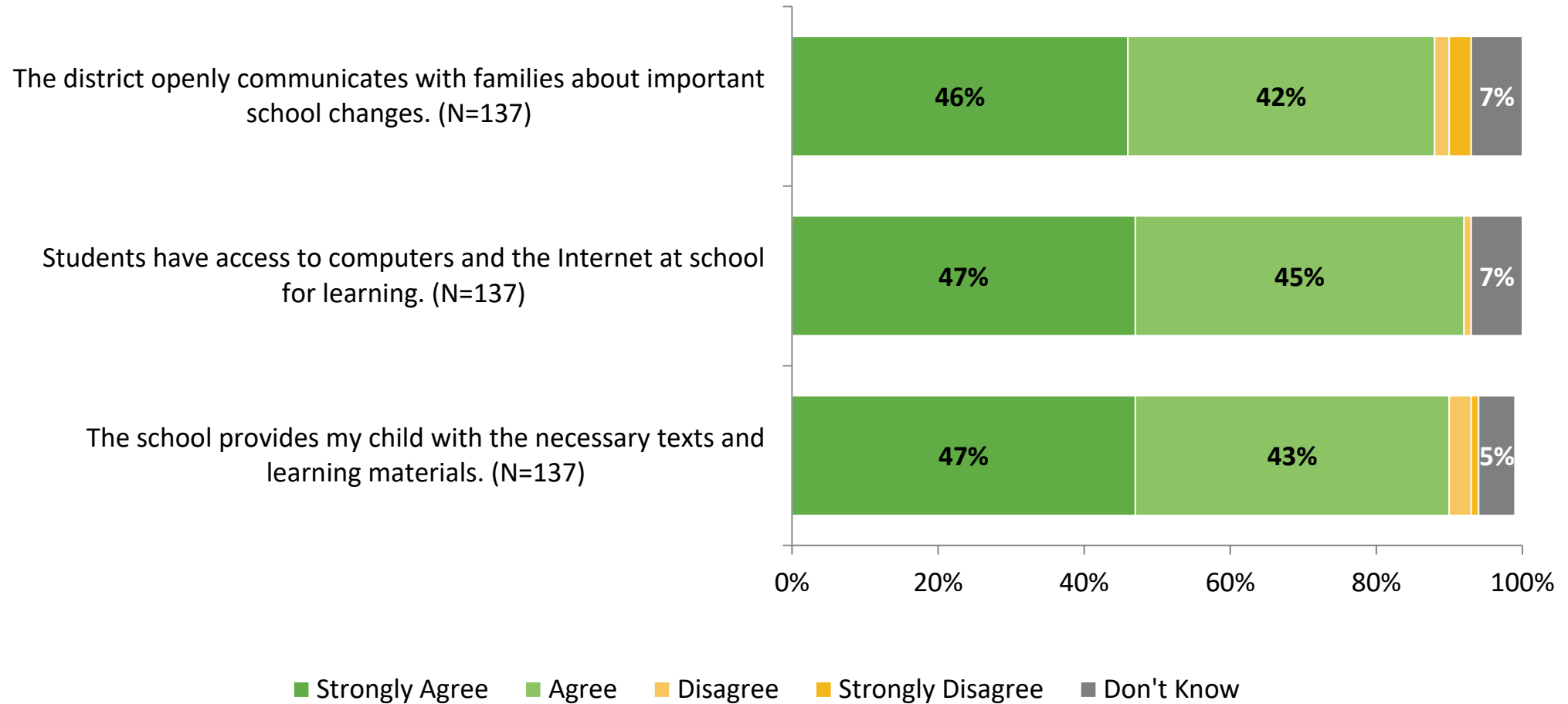
District Leadership and Capacity: Comparison Over Time (Continued)

How strongly do you agree or disagree with the following statements?



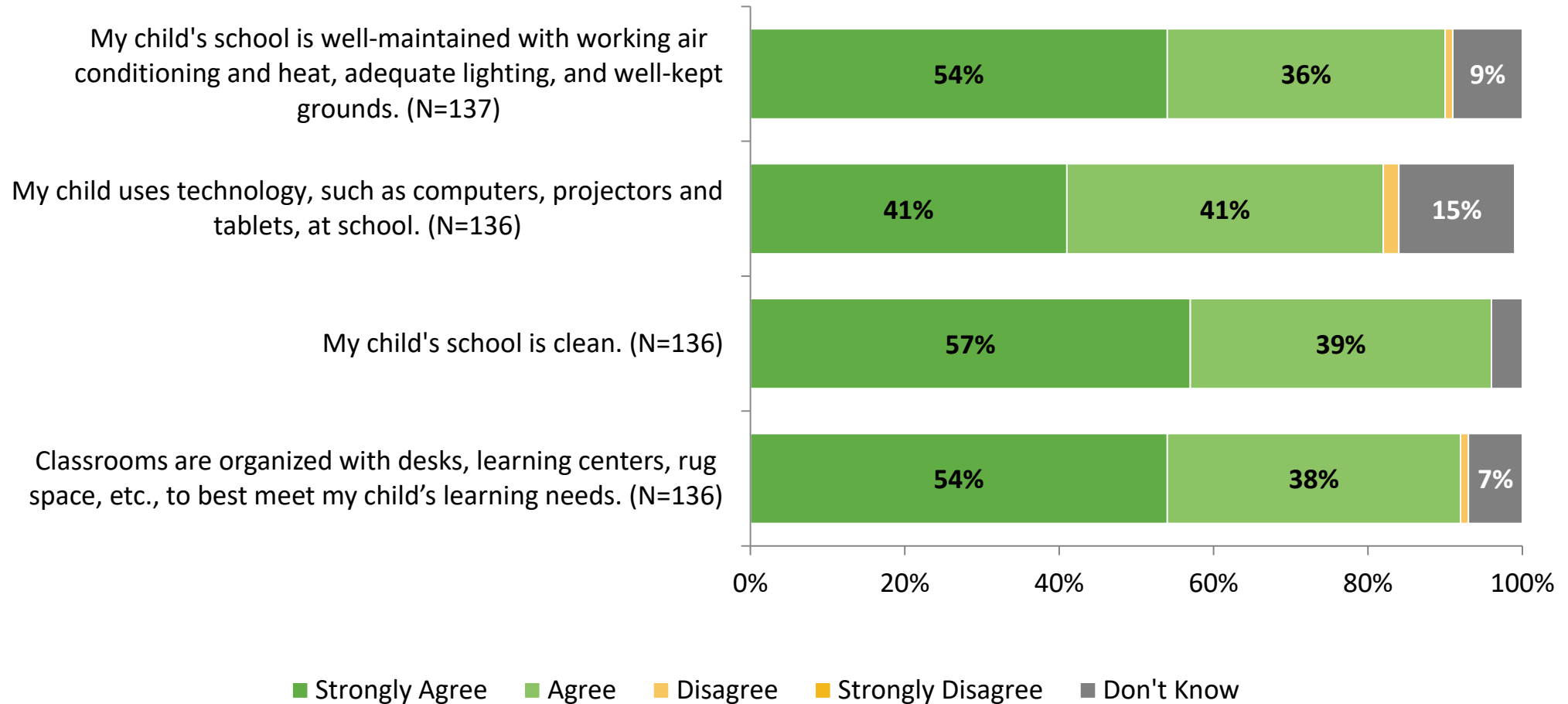
District Leadership and Capacity

How strongly do you agree or disagree with the following statements?



District Leadership and Capacity (Continued)

How strongly do you agree or disagree with the following statements?



District Leadership and Capacity

How strongly do you agree or disagree with the following statements?

Response	Strongly Agree	Agree	Disagree	Strongly Disagree	Don't Know
The district openly communicates with families about important school changes. (N=137)	46%	42%	2%	3%	7%
Students have access to computers and the Internet at school for learning. (N=137)	47%	45%	1%	0%	7%
The school provides my child with the necessary texts and learning materials. (N=137)	47%	43%	3%	1%	5%
My child's school is well-maintained with working air conditioning and heat, adequate lighting, and well-kept grounds. (N=137)	54%	36%	1%	0%	9%

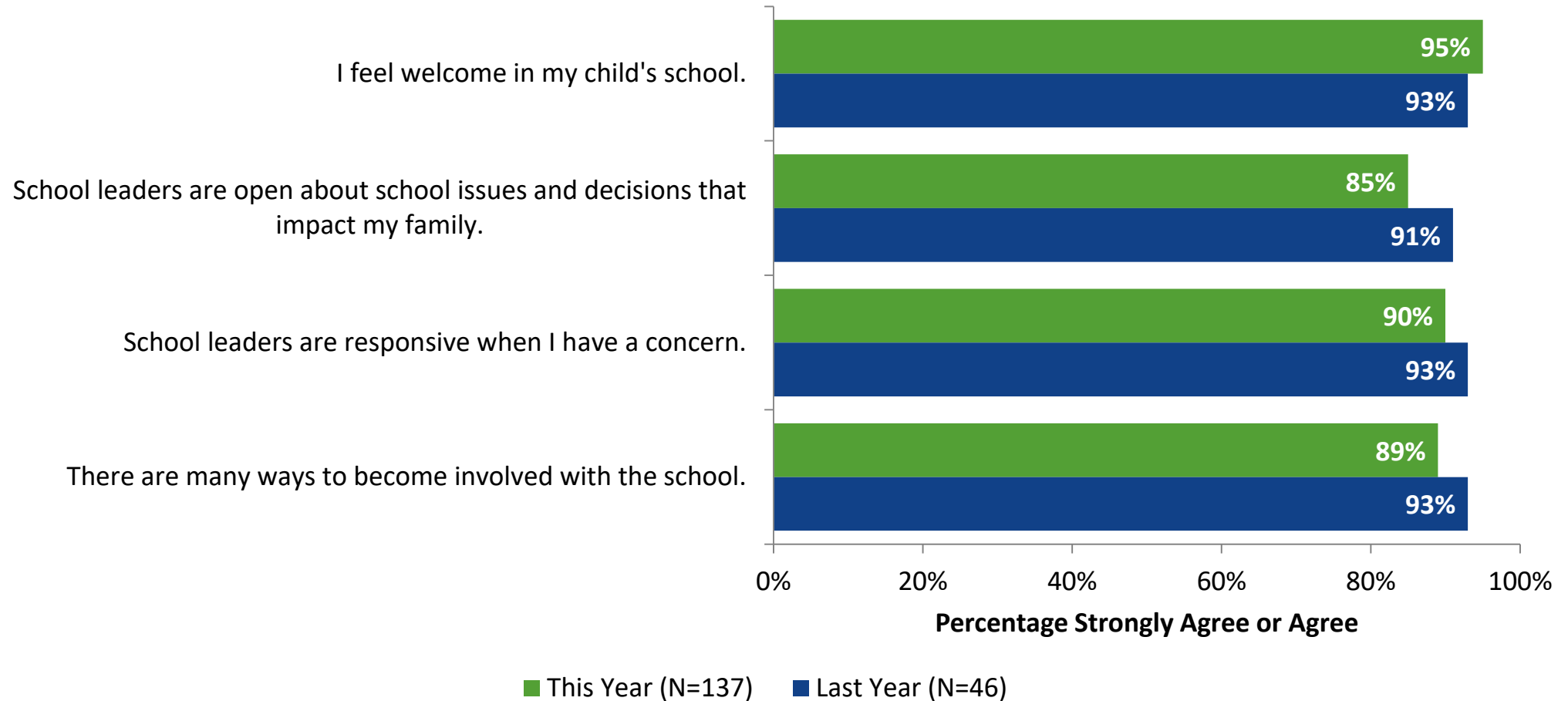
District Leadership and Capacity (Continued)

How strongly do you agree or disagree with the following statements?

Response	Strongly Agree	Agree	Disagree	Strongly Disagree	Don't Know
My child uses technology, such as computers, projectors and tablets, at school. (N=136)	41%	41%	2%	0%	15%
My child's school is clean. (N=136)	57%	39%	0%	0%	4%
Classrooms are organized with desks, learning centers, rug space, etc., to best meet my child's learning needs. (N=136)	54%	38%	1%	0%	7%

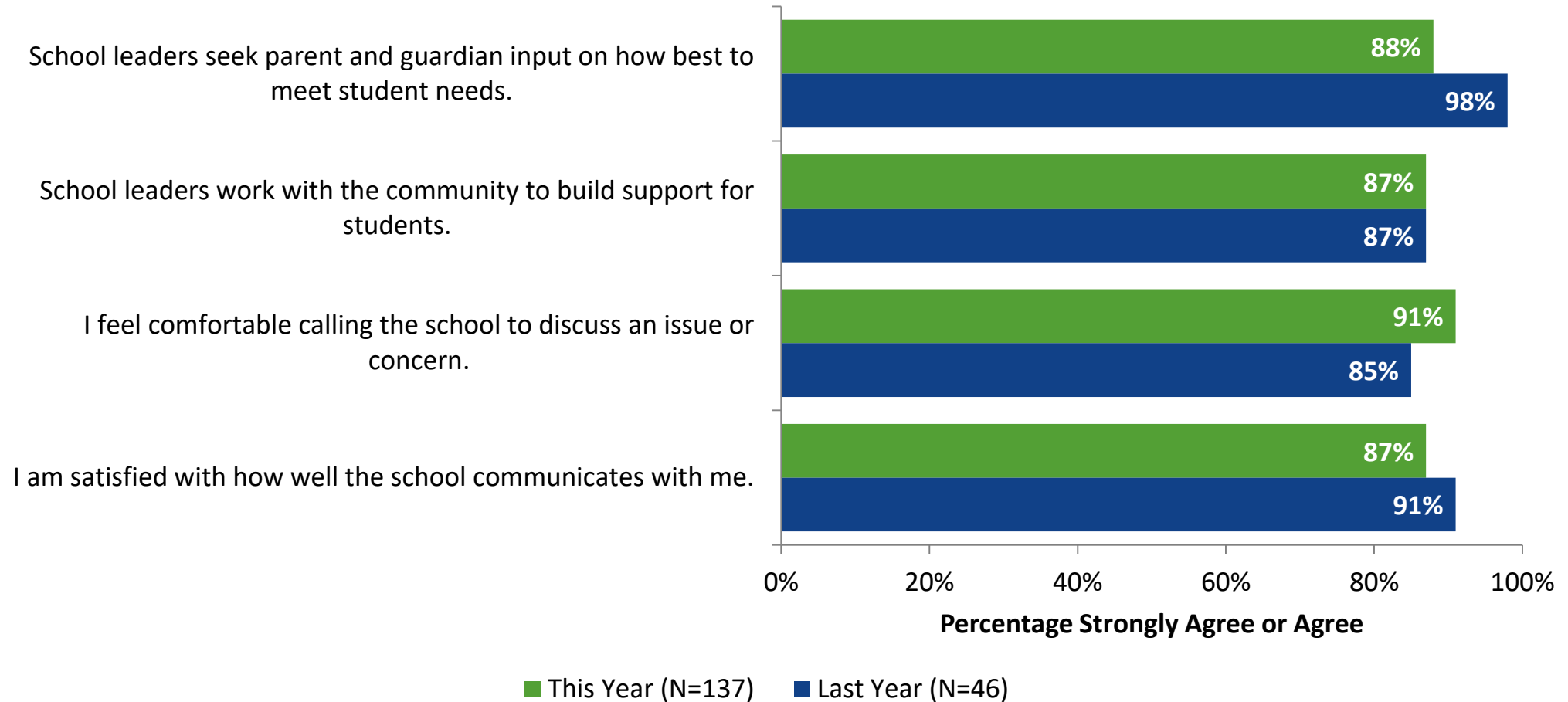
Family and Community Engagement: Comparison Over Time

How strongly do you agree or disagree with the following statements?



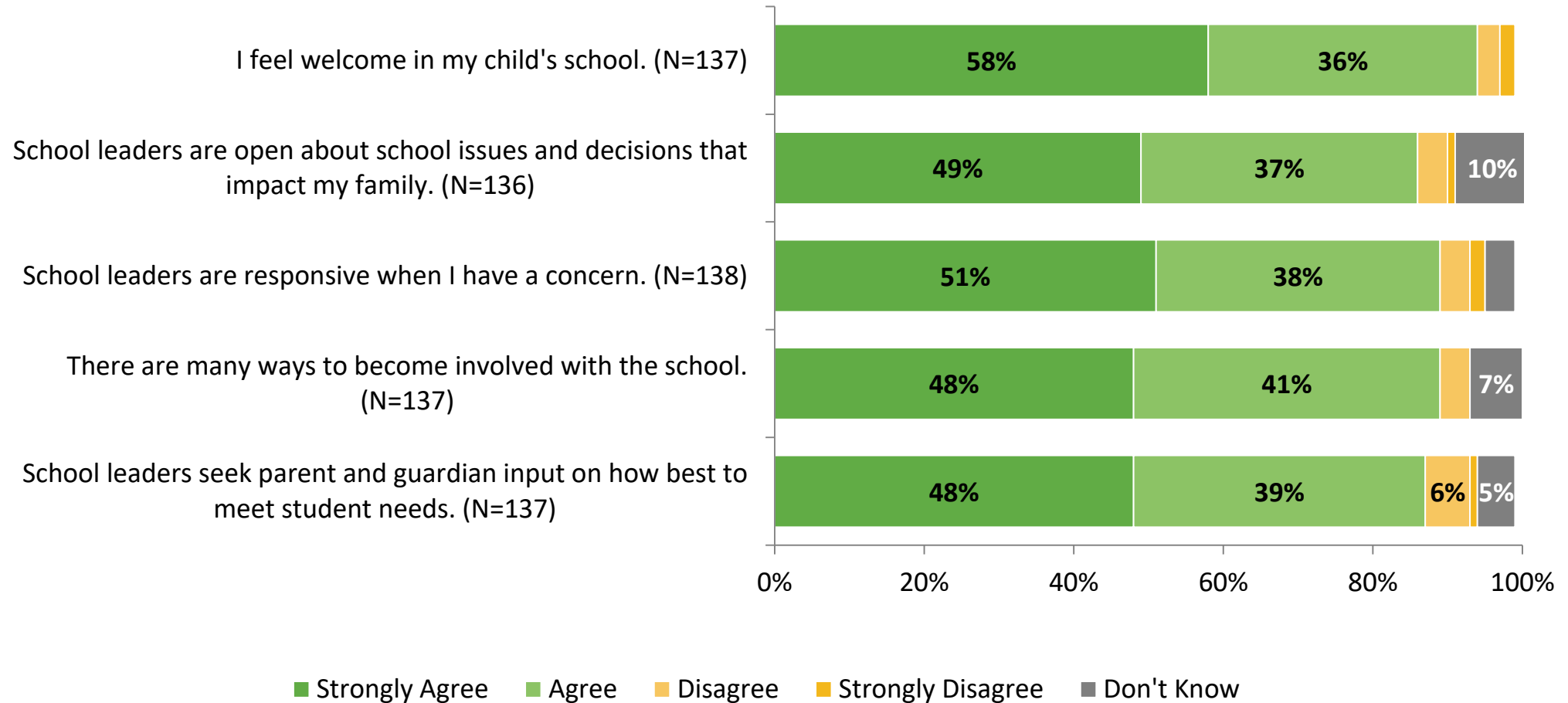
Family and Community Engagement: Comparison Over Time (Continued)

How strongly do you agree or disagree with the following statements?



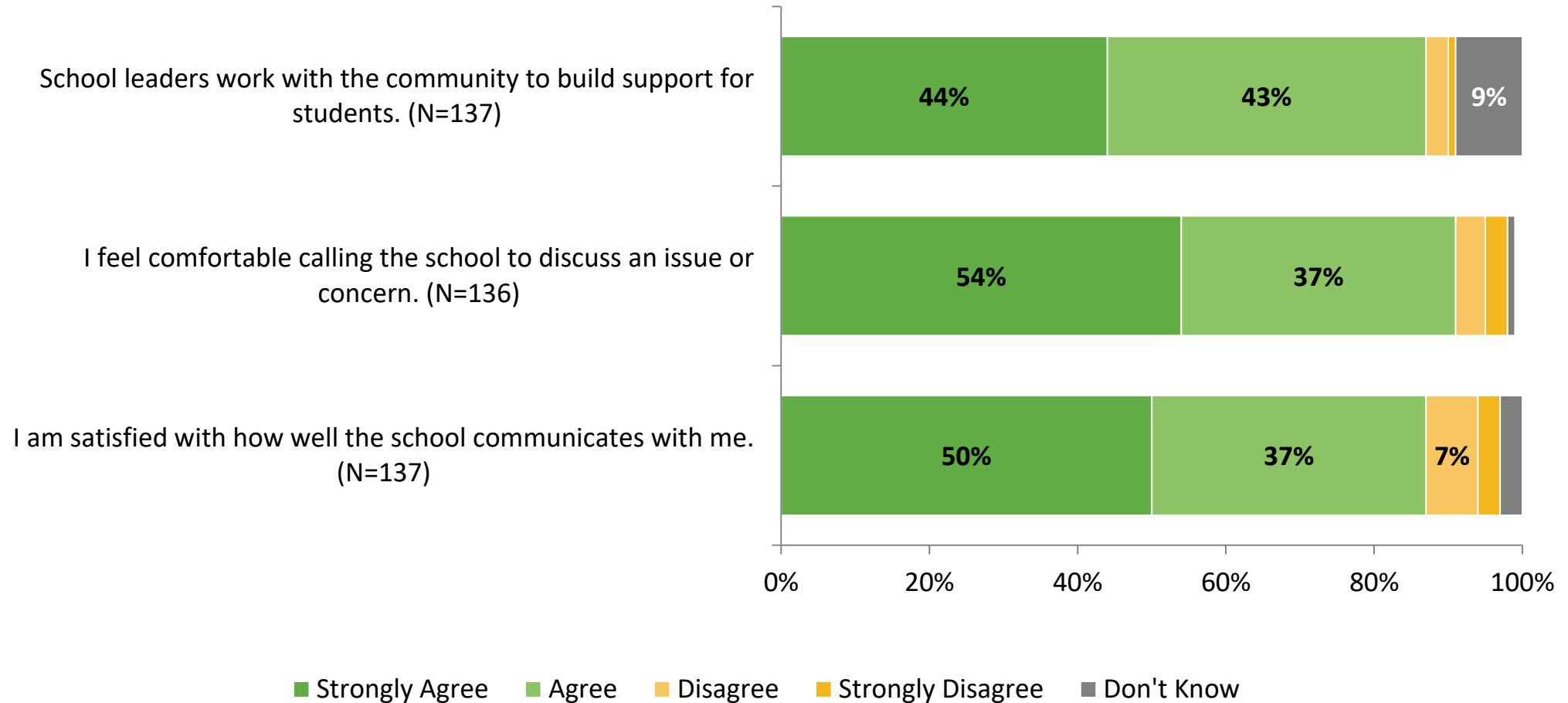
Family and Community Engagement

How strongly do you agree or disagree with the following statements?



Family and Community Engagement (Continued)

How strongly do you agree or disagree with the following statements?



Family and Community Engagement

How strongly do you agree or disagree with the following statements?

Response	Strongly Agree	Agree	Disagree	Strongly Disagree	Don't Know
I feel welcome in my child's school. (N=137)	58%	36%	3%	2%	0%
School leaders are open about school issues and decisions that impact my family. (N=136)	49%	37%	4%	1%	10%
School leaders are responsive when I have a concern. (N=138)	51%	38%	4%	2%	4%
There are many ways to become involved with the school. (N=137)	48%	41%	4%	0%	7%

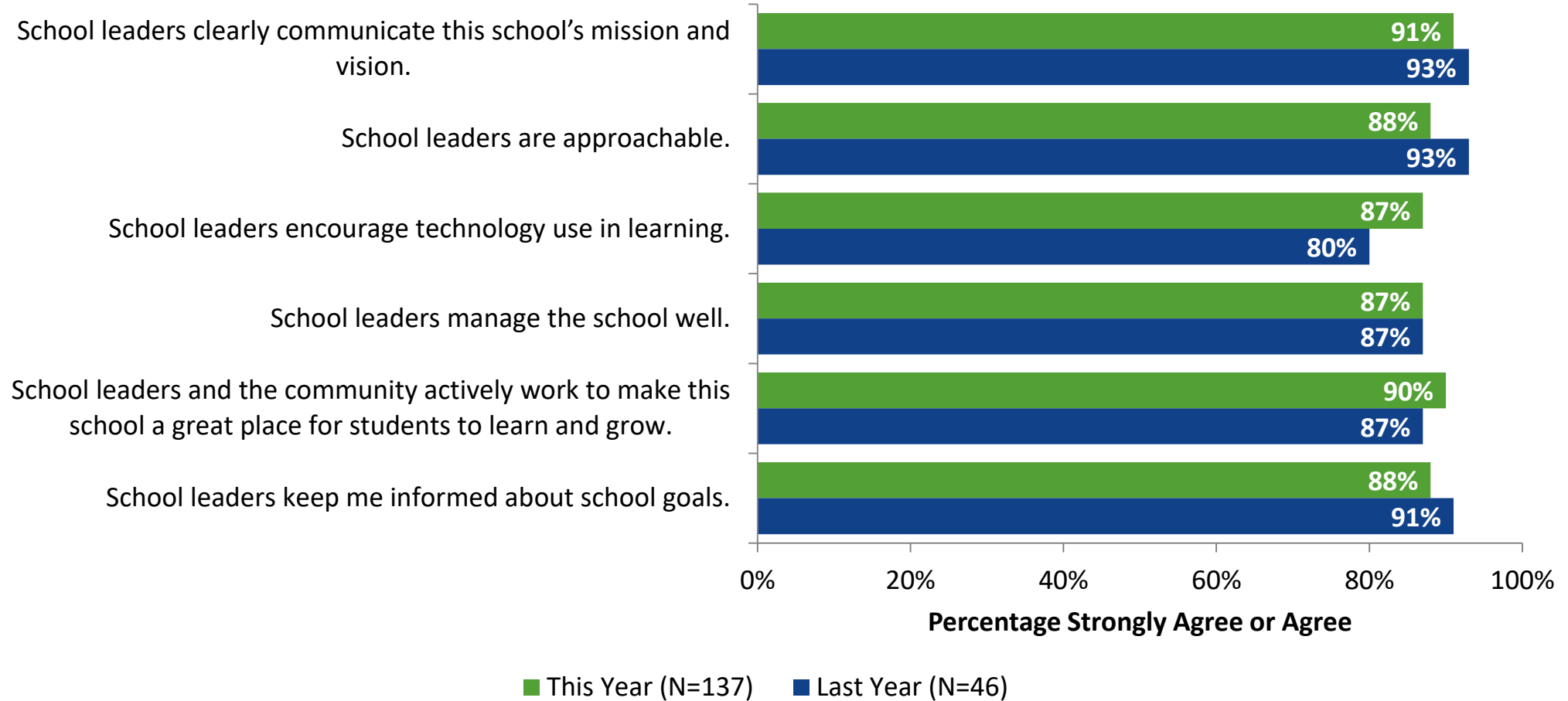
Family and Community Engagement (Continued)

How strongly do you agree or disagree with the following statements?

Response	Strongly Agree	Agree	Disagree	Strongly Disagree	Don't Know
School leaders seek parent and guardian input on how best to meet student needs. (N=137)	48%	39%	6%	1%	5%
School leaders work with the community to build support for students. (N=137)	44%	43%	3%	1%	9%
I feel comfortable calling the school to discuss an issue or concern. (N=136)	54%	37%	4%	3%	1%
I am satisfied with how well the school communicates with me. (N=137)	50%	37%	7%	3%	3%

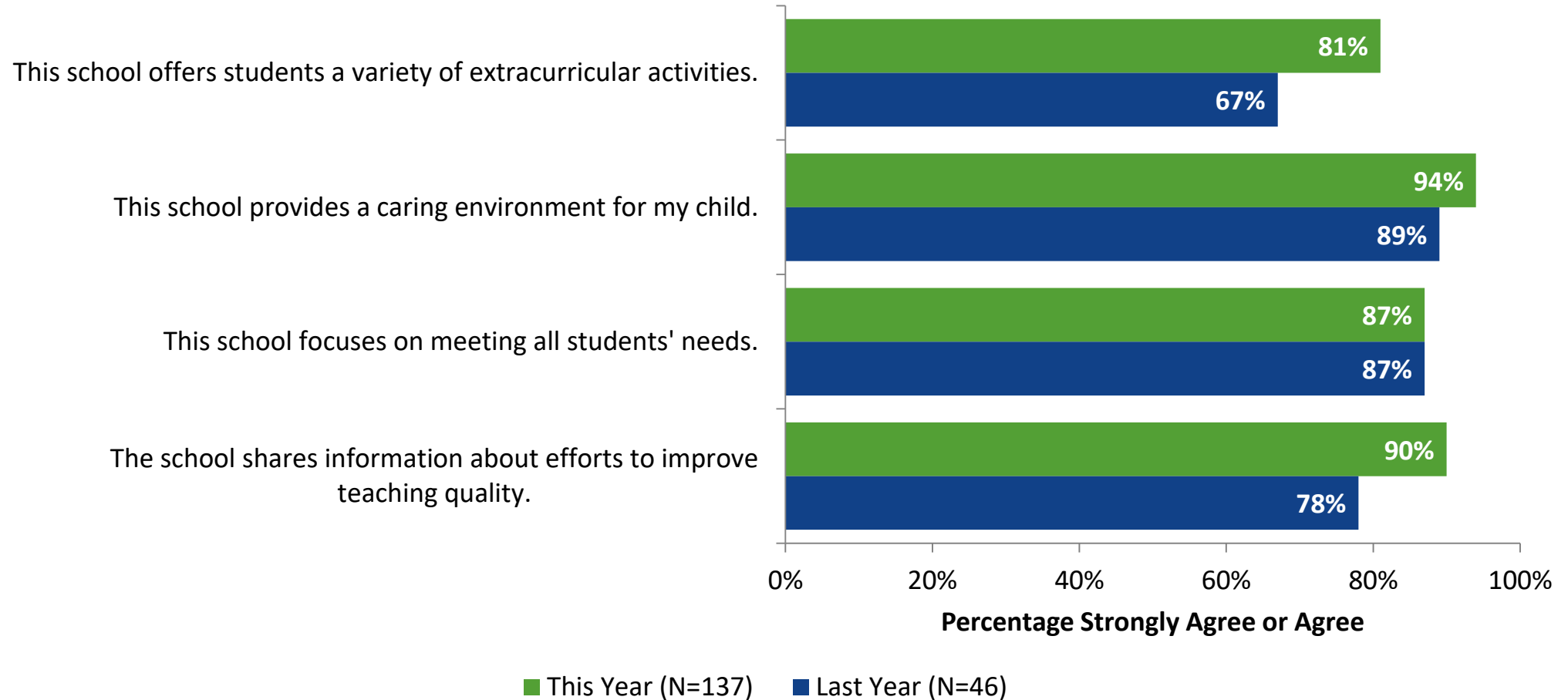
School Leader Practices and Decisions: Comparison Over Time

How strongly do you agree or disagree with the following statements?



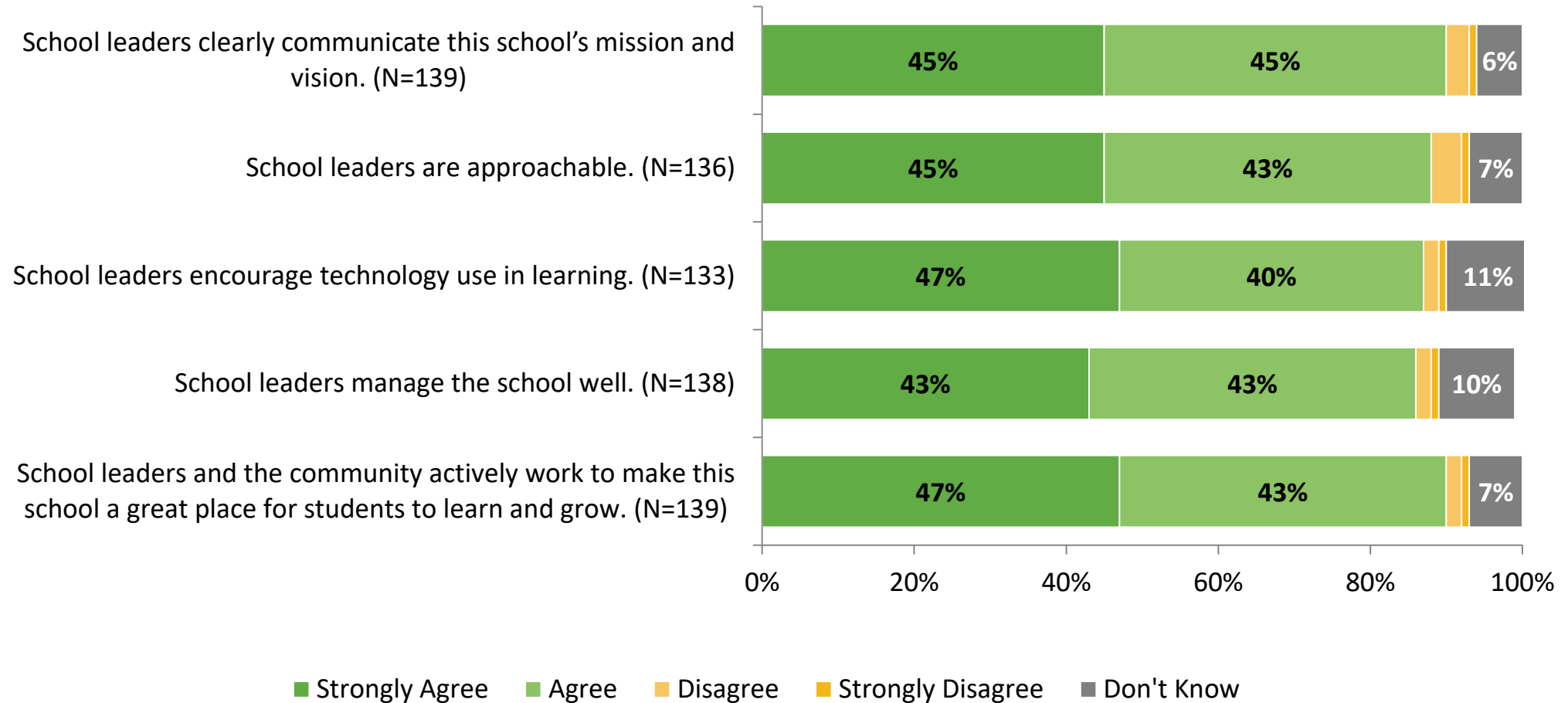
School Leader Practices and Decisions: Comparison Over Time (Continued)

How strongly do you agree or disagree with the following statements?



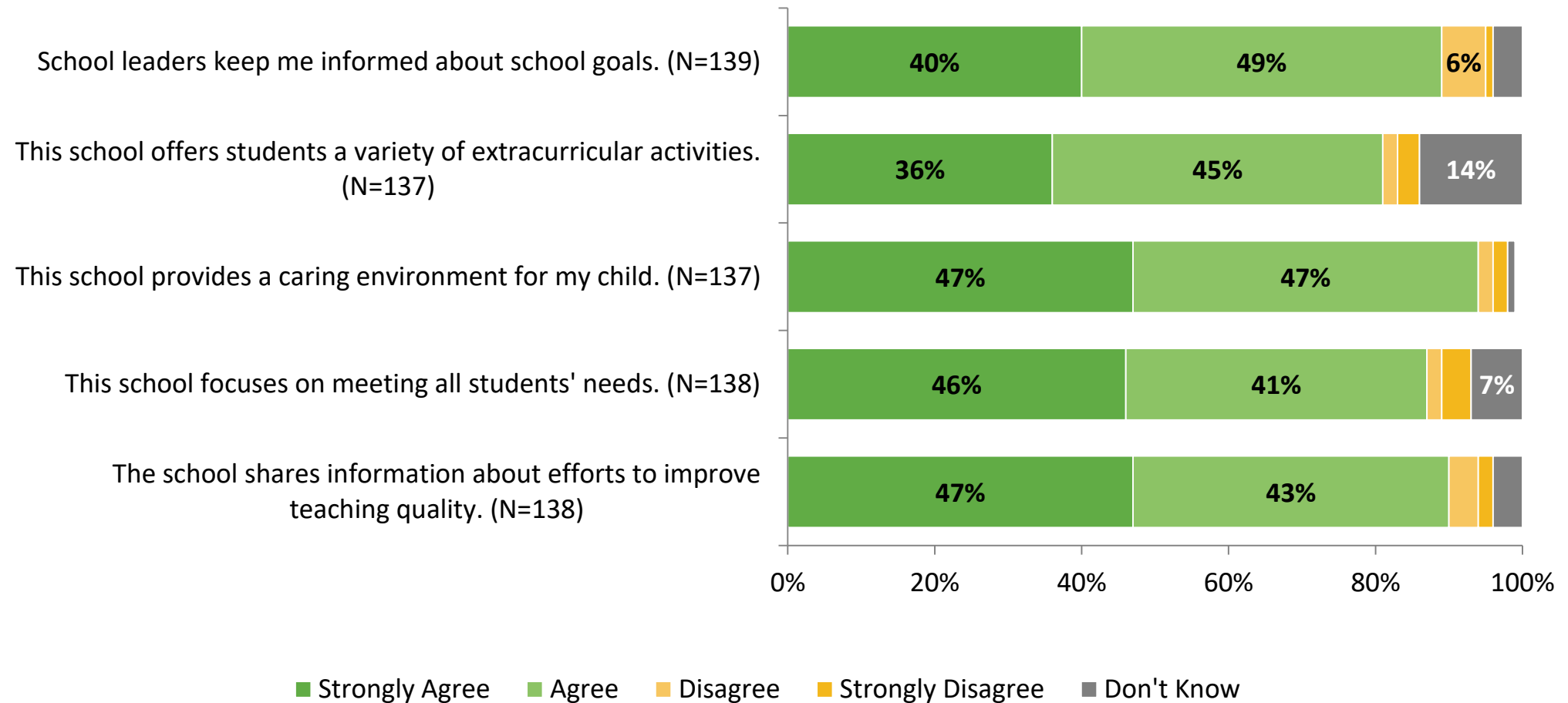
School Leader Practices and Decisions

How strongly do you agree or disagree with the following statements?



School Leader Practices and Decisions (Continued)

How strongly do you agree or disagree with the following statements?



School Leader Practices and Decisions

How strongly do you agree or disagree with the following statements?

Response	Strongly Agree	Agree	Disagree	Strongly Disagree	Don't Know
School leaders clearly communicate this school's mission and vision. (N=139)	45%	45%	3%	1%	6%
School leaders are approachable. (N=136)	45%	43%	4%	1%	7%
School leaders encourage technology use in learning. (N=133)	47%	40%	2%	1%	11%
School leaders manage the school well. (N=138)	43%	43%	2%	1%	10%
School leaders and the community actively work to make this school a great place for students to learn and grow. (N=139)	47%	43%	2%	1%	7%
School leaders keep me informed about school goals. (N=139)	40%	49%	6%	1%	4%

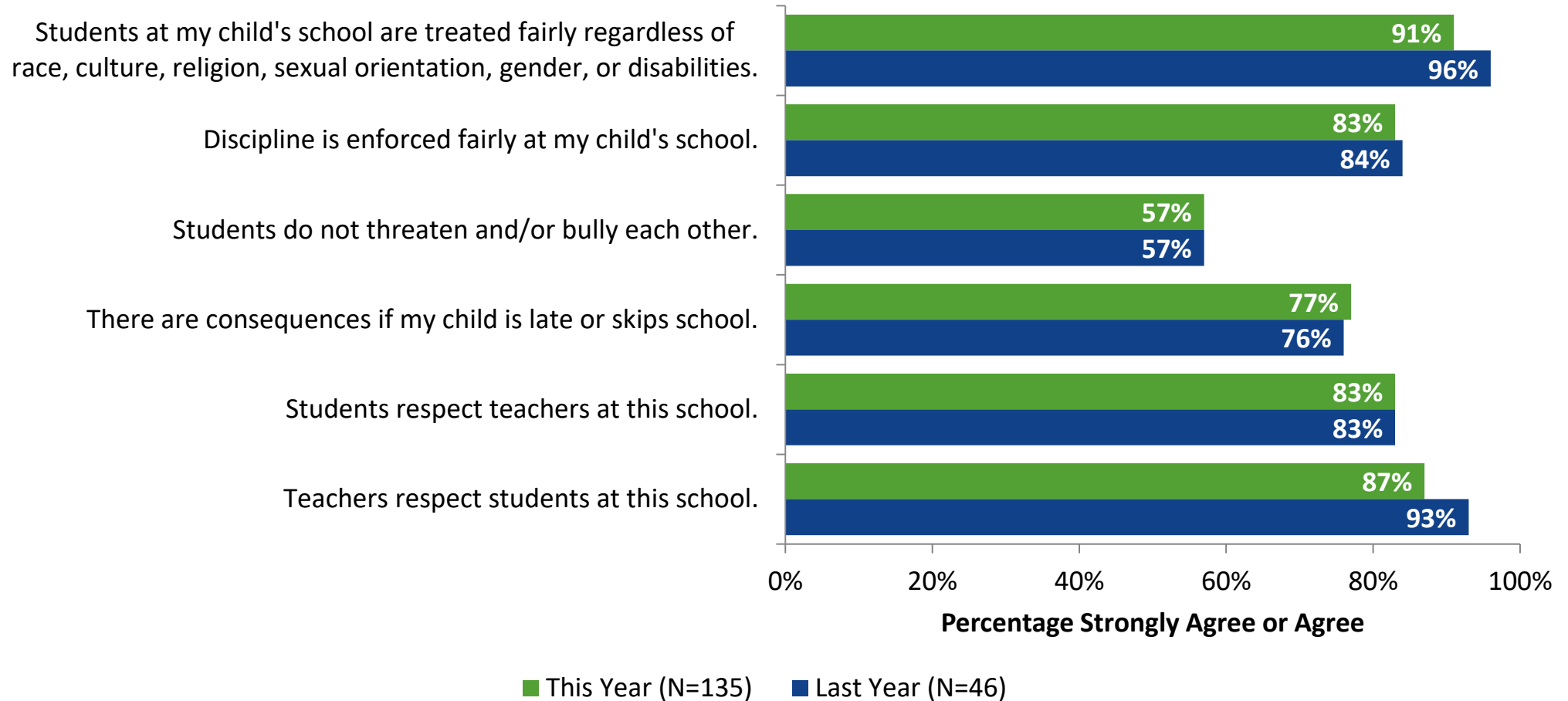
School Leader Practices and Decisions (Continued)

How strongly do you agree or disagree with the following statements?

Response	Strongly Agree	Agree	Disagree	Strongly Disagree	Don't Know
This school offers students a variety of extracurricular activities. (N=137)	36%	45%	2%	3%	14%
This school provides a caring environment for my child. (N=137)	47%	47%	2%	2%	1%
This school focuses on meeting all students' needs. (N=138)	46%	41%	2%	4%	7%
The school shares information about efforts to improve teaching quality. (N=138)	47%	43%	4%	2%	4%

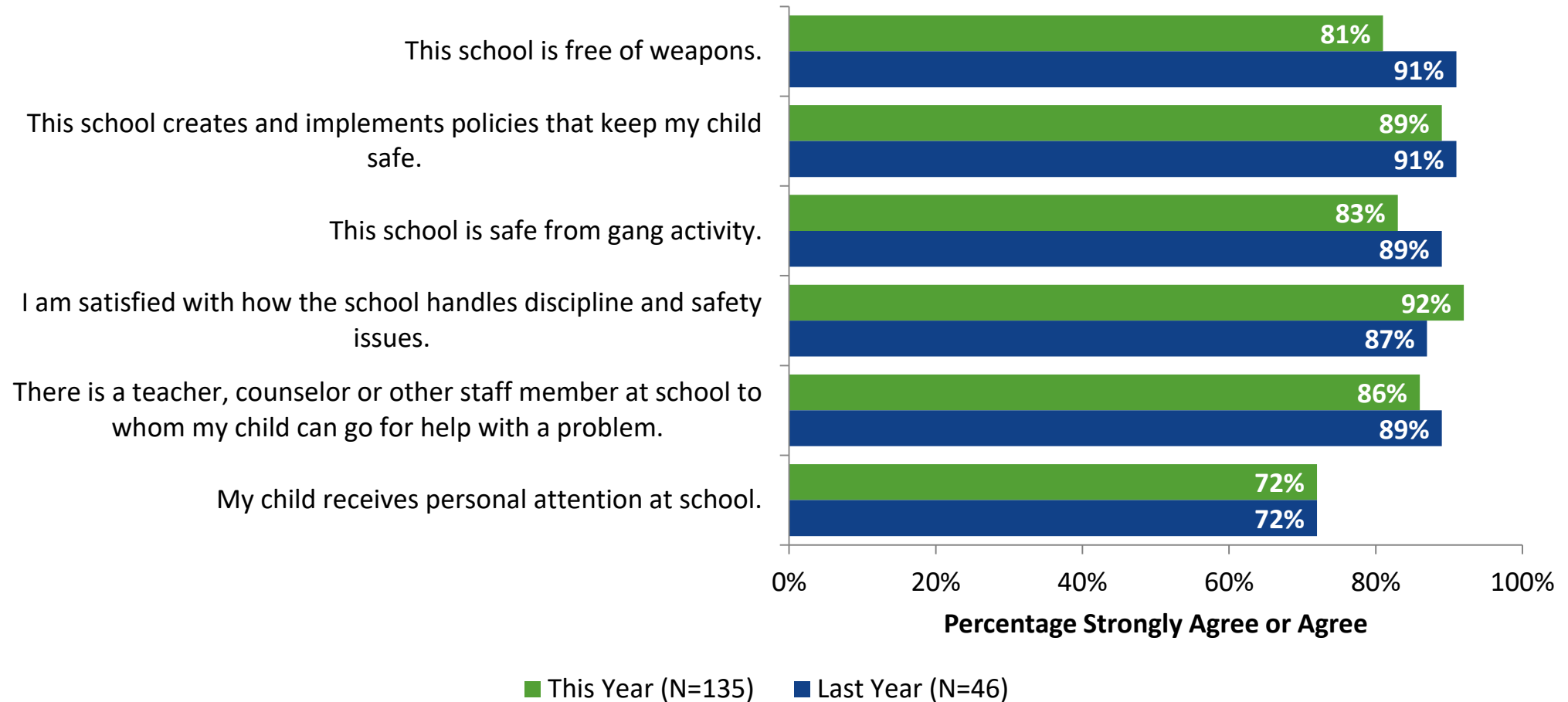
Student Social and Emotional Developmental Health: Comparison Over Time

How strongly do you agree or disagree with the following statements?



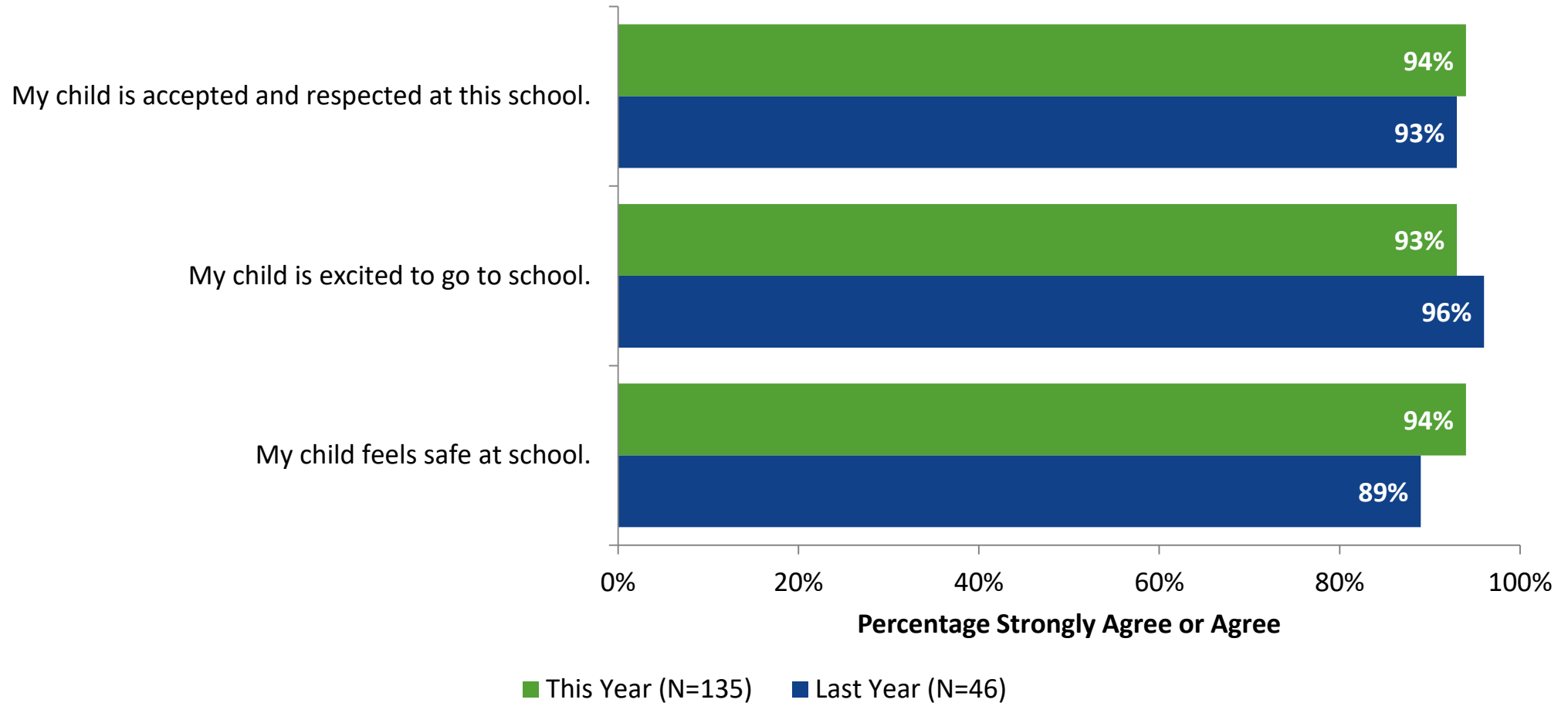
Student Social and Emotional Developmental Health: Comparison Over Time (Continued)

How strongly do you agree or disagree with the following statements?



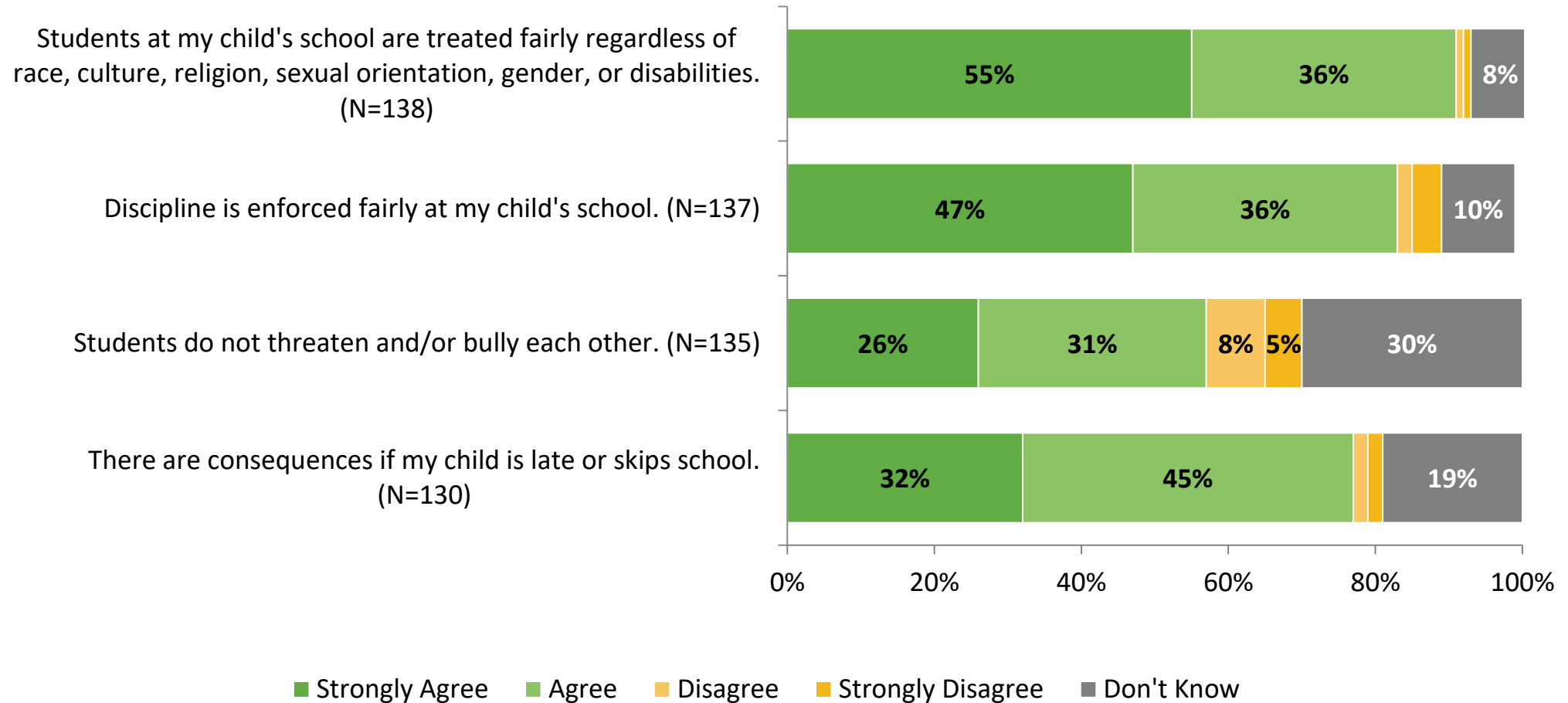
Student Social and Emotional Developmental Health: Comparison Over Time (Continued)

How strongly do you agree or disagree with the following statements?



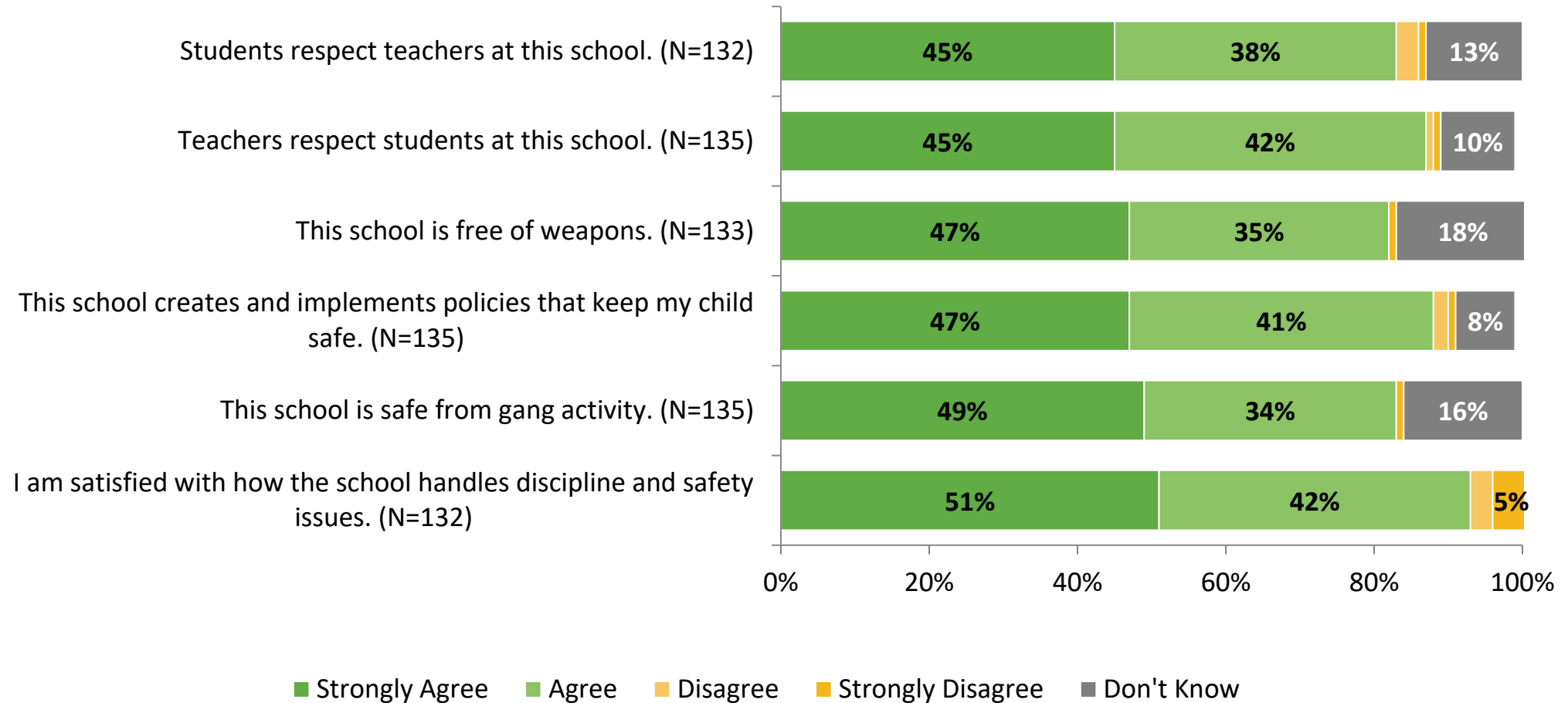
Student Social and Emotional Developmental Health

How strongly do you agree or disagree with the following statements?



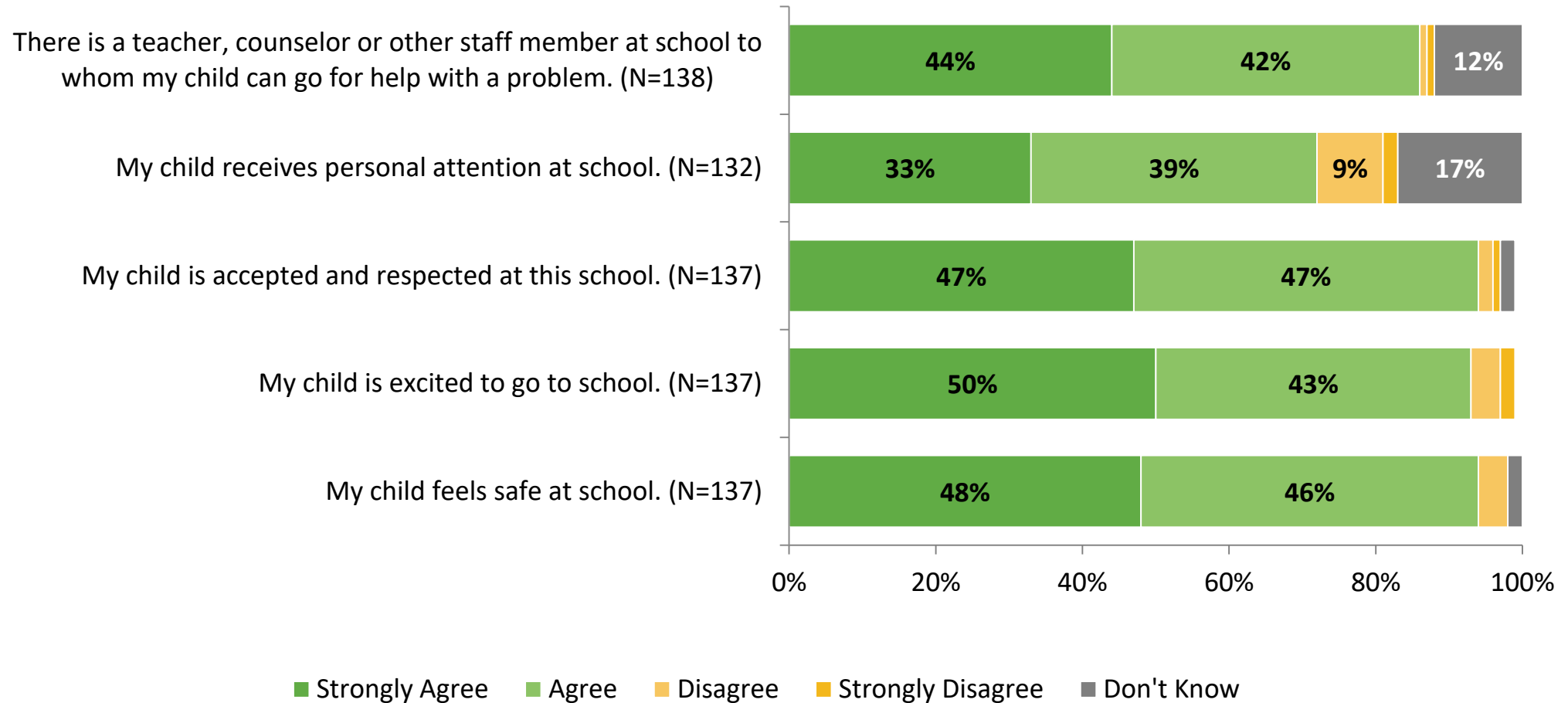
Student Social and Emotional Developmental Health (Continued)

How strongly do you agree or disagree with the following statements?



Student Social and Emotional Developmental Health (Continued)

How strongly do you agree or disagree with the following statements?



Student Social and Emotional Developmental Health

How strongly do you agree or disagree with the following statements?

Response	Strongly Agree	Agree	Disagree	Strongly Disagree	Don't Know
Students at my child's school are treated fairly regardless of race, culture, religion, sexual orientation, gender, or disabilities. (N=138)	55%	36%	1%	1%	8%
Discipline is enforced fairly at my child's school. (N=137)	47%	36%	2%	4%	10%
Students do not threaten and/or bully each other. (N=135)	26%	31%	8%	5%	30%
There are consequences if my child is late or skips school. (N=130)	32%	45%	2%	2%	19%
Students respect teachers at this school. (N=132)	45%	38%	3%	1%	13%
Teachers respect students at this school. (N=135)	45%	42%	1%	1%	10%

Student Social and Emotional Developmental Health (Continued)

How strongly do you agree or disagree with the following statements?

Response	Strongly Agree	Agree	Disagree	Strongly Disagree	Don't Know
This school is free of weapons. (N=133)	47%	35%	0%	1%	18%
This school creates and implements policies that keep my child safe. (N=135)	47%	41%	2%	1%	8%
This school is safe from gang activity. (N=135)	49%	34%	0%	1%	16%
I am satisfied with how the school handles discipline and safety issues. (N=132)	51%	42%	3%	5%	0%
There is a teacher, counselor or other staff member at school to whom my child can go for help with a problem. (N=138)	44%	42%	1%	1%	12%
My child receives personal attention at school. (N=132)	33%	39%	9%	2%	17%

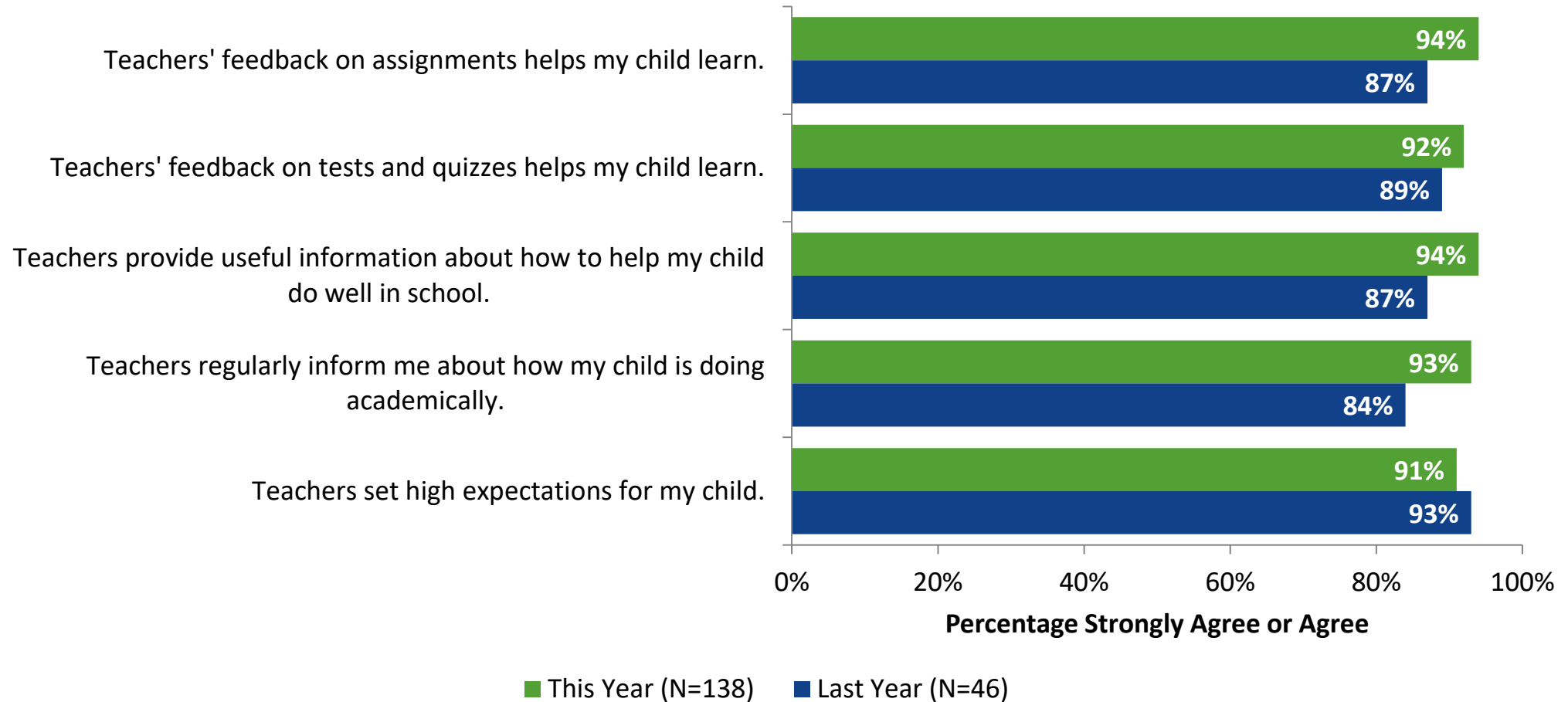
Student Social and Emotional Developmental Health (Continued)

How strongly do you agree or disagree with the following statements?

Response	Strongly Agree	Agree	Disagree	Strongly Disagree	Don't Know
My child is accepted and respected at this school. (N=137)	47%	47%	2%	1%	2%
My child is excited to go to school. (N=137)	50%	43%	4%	2%	0%
My child feels safe at school. (N=137)	48%	46%	4%	0%	2%

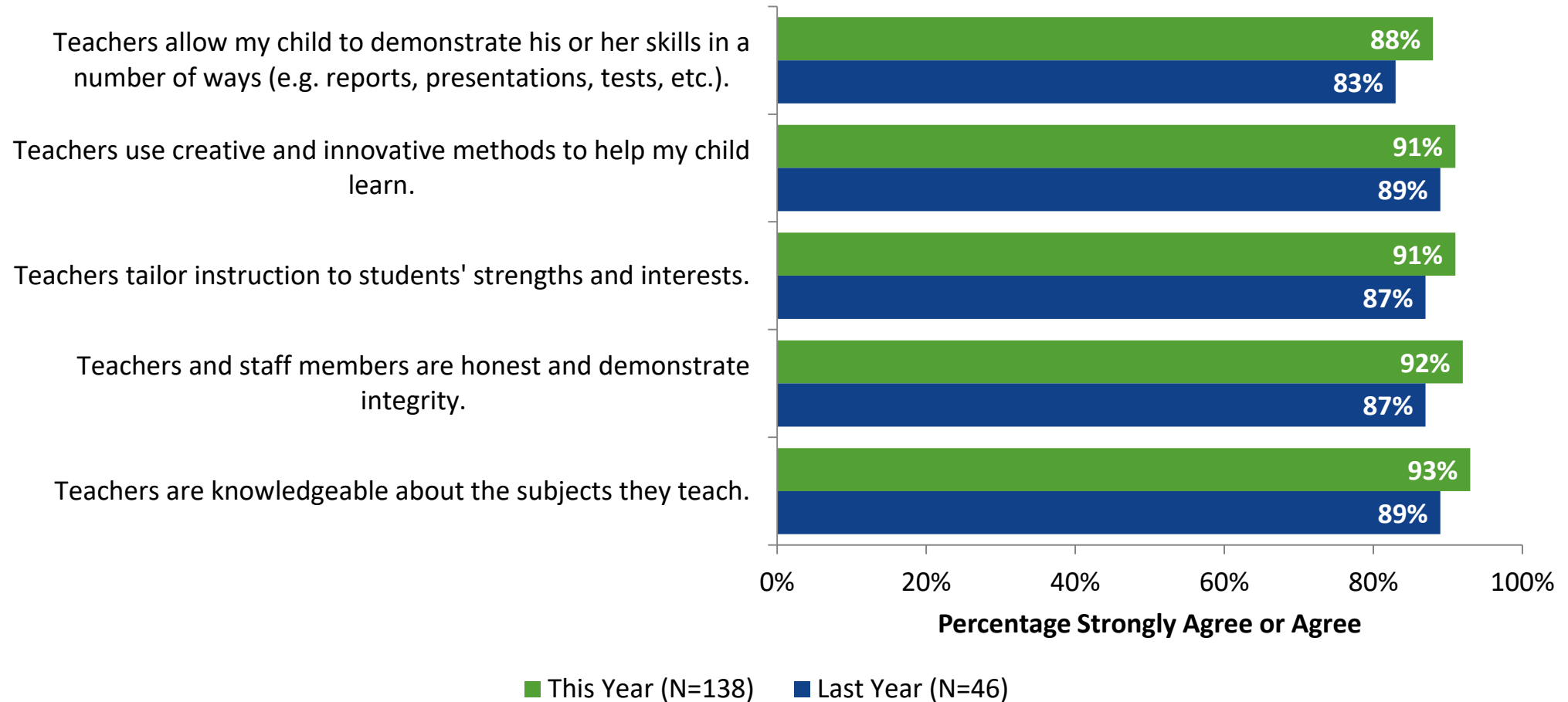
Teacher Practices and Decisions: Comparison Over Time

How strongly do you agree or disagree with the following statements?



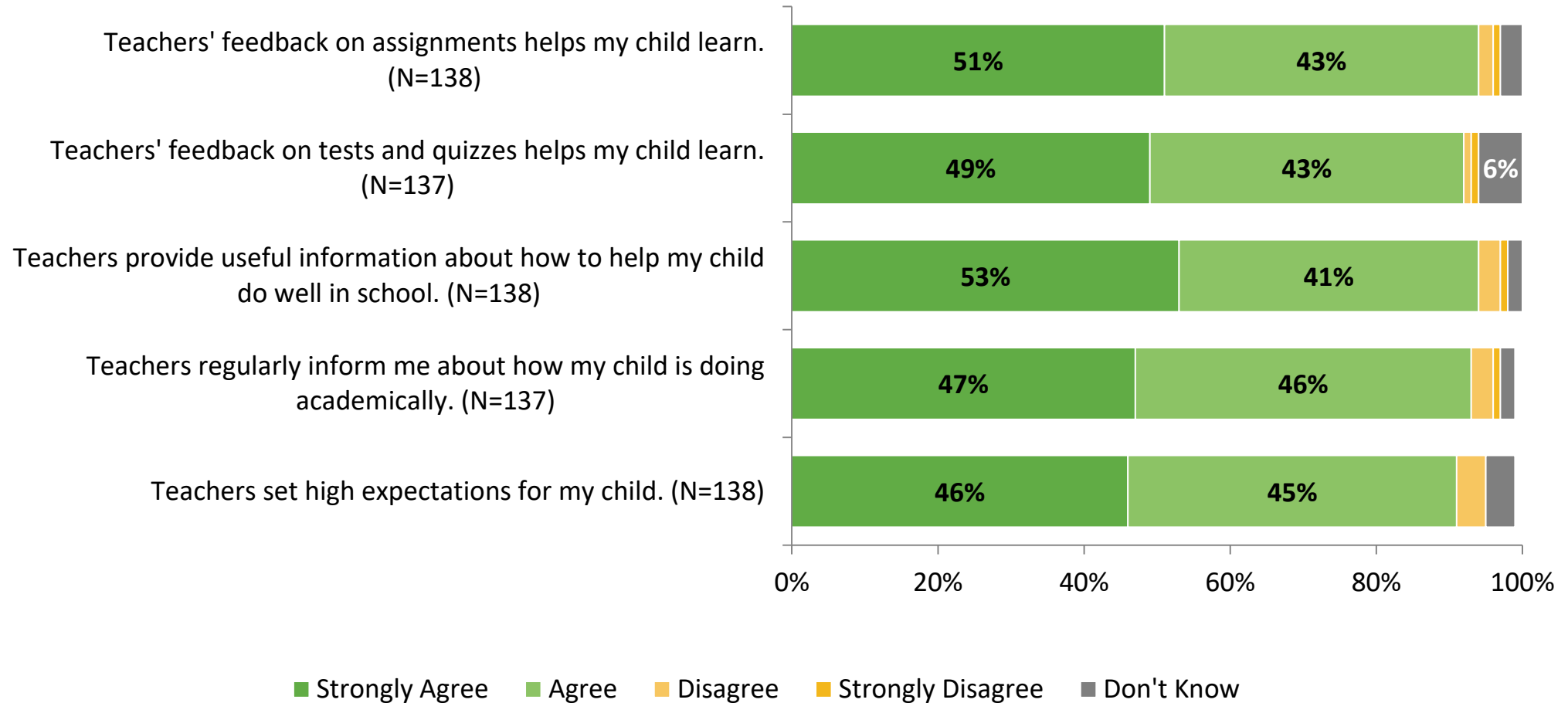
Teacher Practices and Decisions: Comparison Over Time (Continued)

How strongly do you agree or disagree with the following statements?



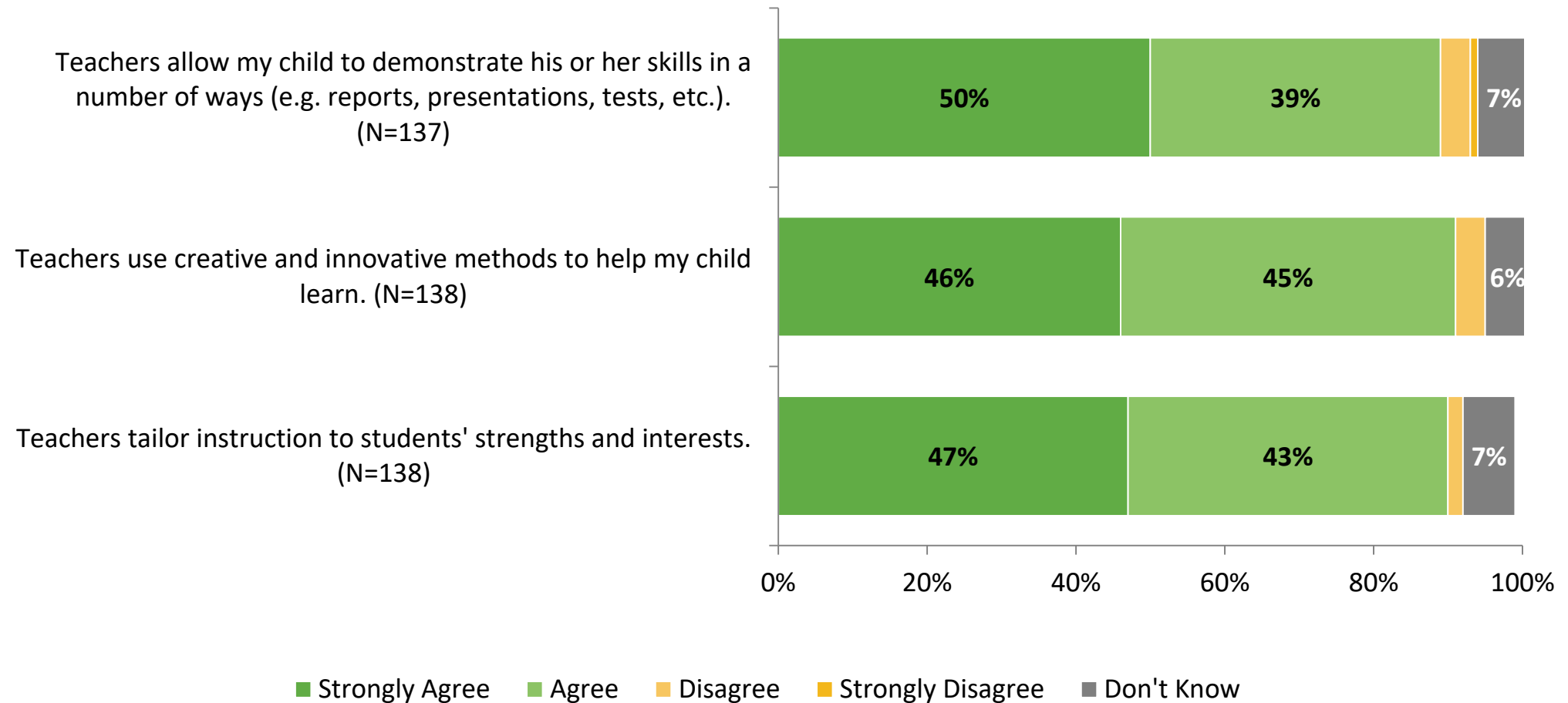
Teacher Practices and Decisions

How strongly do you agree or disagree with the following statements?



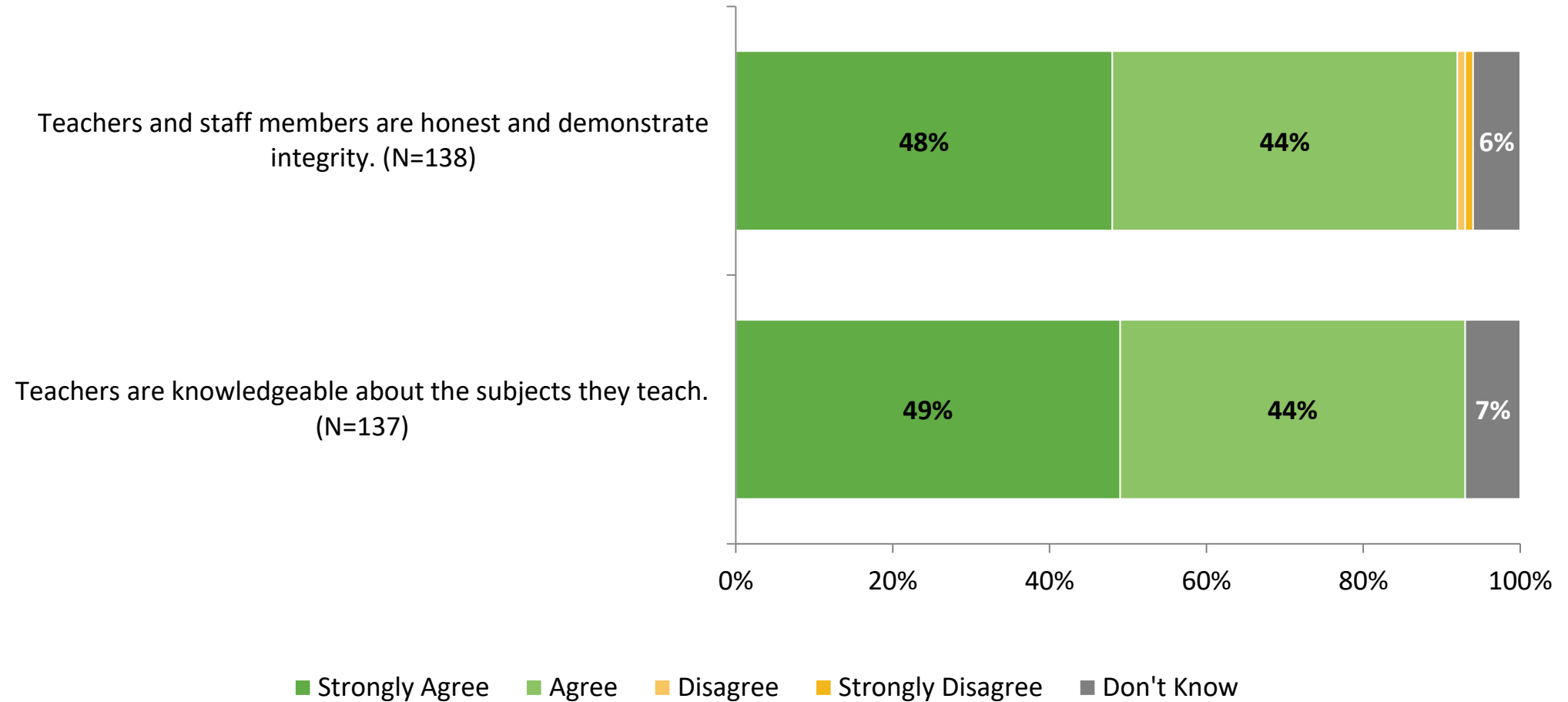
Teacher Practices and Decisions (Continued)

How strongly do you agree or disagree with the following statements?



Teacher Practices and Decisions (Continued)

How strongly do you agree or disagree with the following statements?



Teacher Practices and Decisions

How strongly do you agree or disagree with the following statements?

Response	Strongly Agree	Agree	Disagree	Strongly Disagree	Don't Know
Teachers' feedback on assignments helps my child learn. (N=138)	51%	43%	2%	1%	3%
Teachers' feedback on tests and quizzes helps my child learn. (N=137)	49%	43%	1%	1%	6%
Teachers provide useful information about how to help my child do well in school. (N=138)	53%	41%	3%	1%	2%
Teachers regularly inform me about how my child is doing academically. (N=137)	47%	46%	3%	1%	2%
Teachers set high expectations for my child. (N=138)	46%	45%	4%	0%	4%
Teachers allow my child to demonstrate his or her skills in a number of ways (e.g. reports, presentations, tests, etc.). (N=137)	50%	39%	4%	1%	7%

Teacher Practices and Decisions (Continued)

How strongly do you agree or disagree with the following statements?

Response	Strongly Agree	Agree	Disagree	Strongly Disagree	Don't Know
Teachers use creative and innovative methods to help my child learn. (N=138)	46%	45%	4%	0%	6%
Teachers tailor instruction to students' strengths and interests. (N=138)	47%	43%	2%	0%	7%
Teachers and staff members are honest and demonstrate integrity. (N=138)	48%	44%	1%	1%	6%
Teachers are knowledgeable about the subjects they teach. (N=137)	49%	44%	0%	0%	7%



Follow us on Twitter: @k12insight
www.k12insight.com